

ANUPGCET – 2015



**GUIDELINES FOR FILLING OF ONLINE APPLICATION
FOR
SCIENCE, ARTS, COMMERCE AND LAW, POST GRADUATE COUSES**

Offered By

ACHARYA NAGARJUNA UNIVERSITY, GUNTUR

Conducted By

**DIRECTOR
DIRECTORATE OF ADMISSIONS
Acharya Nagarjuna University, Guntur**

Steps to be followed in filling ONLINE ANUPGCET 2015 application form

Online Application form filling process:

1. The online application for **ANUPGCET 2015** is available at website **HTTP://ANUDOA.IN**
2. When you fill online application, you should have the following with you.
 - (a) Your Mobile phone.
 - (b) **ANUPGCET - 2015** Information brochure and guidelines
 - (c) Your documents pertaining to your personal details and academic records
 - (d) Softcopy of scanned passport photo and your signature.
3. Open the website **http://anudoa.in** from browser (Internet Explorer / Mozilla Firefox)
4. Select the button **ANUPGCET – 2015 (Entrance Test for Science/Arts/Commerce/Law Post Graduate Courses)** for apply.
5. After clicking the required button, you will get a detailed menu options screen
6. Before proceeding to fill the application, please download and read the **Admission Information brochure** and **Guidelines to fill online application**.
7. After reading the Guidelines, Click on **Registration** button in the left menu
8. Select the Test Name(s) you want to appear, degree passed / appearing and fill the required details with elective subjects, then you will find the list of eligible and not-eligible courses.
9. Then proceed to fill the Name and other personal details with present address and date of birth. Please fill the details as per SSC or equivalent certificate.
10. While entering the personal details, please give correct **MOBILE** number and **Email** address, because all the correspondence from Admission authority (DOA) will be made to Mobile and Email only, No Postal Correspondence will be made under any circumstances.
11. After completion of registration details entry, your mobile will receive **SMS** of a security code, please type the security code in the box provided in the **registration form** and immediately your screen will display a message “**verified**” in green colour.
12. Then click “**Register & Proceed**” for filling the application with all academic and other details along with scanned Passport photo and scanned signature (signed on white paper only)

13. Fill the entire academic, Study, Reservation and other personal details and submit the application. Select the terms and conditions box, click the preview button. Now it displays the application preview. There it gives two buttons one for **Back-Edit** – for editing any mistakes, **Save and print** for continuing applying the application. Now it generates the Acknowledgement slip, Take the printout this print and pay the test fee by online using SBI Collect. After payment of fee in bank, you will get a mail with all the details submitted by online as a PDF file. You have to take a printout of the same and retain the same until completion of admission.

Fee paying process: Click on **Online Payment** Button from left side navigation panel..
Now Click on the Online Payment through SBI Collect Button.

Read the instruction and Click check box to proceed payment and click the **proceed** button.

14. Now your mobile will receive a message “**Your Application is submitted successfully with Appl.No : xxxxx with Payment Ref.Id: xxxxxxxx**”.
15. If you want to pay by challan, you have to take a printed copy of the challan and pay the application fee at any branch of **SBI**. After payment of **challan**, the applicant has to wait for **one** working day for getting your application successfully registered after which you will receive application to your registered email.
16. If you select the **online payment** and after successful payment is done using **Debit/Credit** card / Net banking process. You will get an **SMS** to your registered mobile number and also get an **e-mail** to registered email-id with complete application details as **PDF** file
17. Please Do Not Send the printed copy of application to the DOA. You preserve it until your admission process is completed.

You can get a printed copy of registered application at any time using your **Application No** as User ID and **Date of Birth (DDMMYYYY)** as password using “Print Filled in Application” option. This option is only for the candidates who paid the fee.

***Before filling the ANUPGCET 2015 Online Application Form,
keep the following mandatory details ready to fill in the appropriate fields :***
The Mandatory details are as follows:

.No	Details Required	Document to be referred
1	Credit or Debit card / Net banking login details (If payment is being made through Credit/Debit card by online) (if not online payment, fee can pay later by using sbi generated challan)	Credit Card / Debit Card/ SBI-Collect
2	Qualifying Examination : Month & Year of Passed, Percentage of Marks Scored or Qualifying Examination : Month & Year of Appearing, Hall Ticket No.	Marks Memo of the exam passed or Hall ticket of the examination appearing
3	Date of Birth	Birth Certificate / SSC or Equivalent Document
4	SSC/ X Std : Month & Year of Passed, RollNo	SSC / X Std Marks Memo
5	Local Status (AU or Outside AU Area) certificate for past 7 years (i.e. from 2007 to 2015)	Study Certificate from 9 th to Degree or Certificate issued by MRO with District of living
6	Income of Parents (Income Less than 1 Lakh, Income Between 1 Lakh to 2 Lakhs, Income More than 2 Lakhs)	Income Certificate issued by MRO or competent authority – issued in 2015 For Above 2 Lakhs Certificate is not required
7	Category Certificate (SC / ST /BC Etc.)	The certificate issued by MRO or competent authority
8	Special Category (NCC, PH, Sports, CAP etc)	The certificate issued by competent authority
9	Aadhar Card Number if available	Aadhar Card Issued by Govt. of India
10	Scanned Passport Photo and Signature	Scanned copy of the Photo and Signature (signed on white paper only) Each Image is not more than 150 KB in size.
11	Details of PG – Studied if any	Pass / Marks memo Certificate awarded by the university / institution
12	Mobile No & Email ID Note : <i>All the correspondence is done to Mobile SMS / Email only</i>	Valid Working Mobile Number and Valid Active Email ID Note : <i>Mobile should be accompanied with the applicant while filling the application by on-line.</i>




GUIDELINES TO FILL THE APPLICATION FOR ANUPGCET - 2015

1. The online application form will be available on the websites <http://www.anudoa.in> from **20.02.2015 - 5.00 p.m.**

Note: Candidates are advised to take a printout of the prospectus / instructions to fill the application form from the above websites before proceeding to fill the Application form.


2. The online application form can be filled through any computer with internet connection (home/internet café/net center). After **going through the prospectus by keeping all the Certificates, soft copies of Scanned Photo and Scanned Signature.**
3. The payment of registration and processing fee (Rs.500/- + Bank commission per test) should be made either by SBI generated challan or by online payment gateway (like credit / debit card/netbanking). Bank Charges applicable as per the payment option selected by you.
4. e-challan is generated after submitting the personal details through **Online payment** Link (Sample Screen is shown below).
5. The fee paid by the applicant is non-refundable.
6. The system generated **Application number** is displayed for future reference.
7. If candidate is unable to view PDF document Adobe Reader (for PDF files) may be downloaded.
8. The last date for payment of challan is 20.03.2015 without late fee and 30.03.2015 with a late fee of Rs.1000/- for each course, last date under tatkal scheme 10-April-2015 with Rs.1500 Per course.
9. Application can be filled by using online payment gateway upto 20.03.2015 without late fee and 30-03-2015 with a late fee of Rs.1000/-.

Sample Screen shot for Home Page – Next Page



ANUPGCET 2015

ACHARYA NAGARJUNA UNIVERSITY COMMON ENTRANCE TEST
Conducted by Acharya Nagarjuna University, Guntur
For Admission into Postgraduate Courses of Acharya Nagarjuna University, Guntur for the Academic year 2015-2016



WELCOME TO ANUPGCET-2015

Site Visitors : 29		Online Users : 2
---------------------------	--	-------------------------

[Home](#)
[Instructions to fill Online Application](#)
[Admission Information Brochure](#)
[Registration](#)
[Online Payment](#)
[Print Application](#)
[Download Hall Ticket](#)
[Marks Entry For NO TEST Candidates](#)
[Results & Rank Cards](#)
[Previous Question Papers](#)
[BillDesk](#)

Directorate of Admissions
ACHARYA NAGARJUNA UNIVERSITY, Guntur.

Important Note :

Online Application for Admission into Post Graduate Science, Arts and Commerce Courses.

Last Date for ANUPGCET Applications : 20th March 2015

Results and Rank Cards available from 6th May 2015

Counseling will be starts on 25th May 2015(Tentative)

Note : Recommended Browsers Internet explorer 8 and above, Mozilla Firefox 10.0 and above.
Note : Internet Speed must be above 512 kbps. For Speed Test [ClickHere](#)

For Technical problems Please contact on following numbers
+91 81251 11998, 91606 66721,
For Complaints regarding Filled in Paid Applications E-Mail : support@domain.in
on working days between 10.00 am and 06.00 pm

For Clarification on regulations and eligibility rules contact
0863 - 2346138, 2346171
on working days between 10.00 am and 06.00 pm

[Terms & Conditions](#) | [Disclaimer](#) | [Privacy Policy](#) | [Cancellation & Refund Policy](#)

Copyright © @ 2015 All Rights Reserved

- The above Registration link will display a form as shown below

Challan Registration Form

Qualifying Examination : 01-B.A. <input type="text"/>	Medium of Study English <input type="text"/>
<input type="checkbox"/> 10801-M.A. Ancient History & Archaeology	First Language : English <input type="text"/>
<input checked="" type="checkbox"/> 10802-M.A. Economics	Second Language : Telugu <input type="text"/>
<input checked="" type="checkbox"/> 10803-M.A. History	Subject1 : Histroy <input type="text"/>
<input checked="" type="checkbox"/> 10804-M.A. Journalism and Mass Communication	Subject2 : Economics <input type="text"/>
<input type="checkbox"/> 10805-M.A. ...	Subject3 : Commerce <input type="text"/>

Selected Courses: 10802-M.A. Economics,10803-M.A. History,10804-M.A. Journalism and Mass Communication
Selected Courses: 108-Social Sciences
Amount for the Selected Courses: 1500

If you are Unable to find your Subjects in above list, Please [Click Here](#)

Enter Details As per SSC / X std Records		Other Personal Details	
Name : VENKATA SUBBARAO <input type="text"/>	Mother's Name : Sridevi <input type="text"/>	Gender : Male <input type="text"/>	
Surname : KATTEPOGU <input type="text"/>	Marital Status : Unmarried <input type="text"/>	Religion : Hindu <input type="text"/>	
Father's / Guardian's Name : VENKATESWARLU <input type="text"/>	Reservation Category : OC <input type="text"/>		
Date of Birth : 25/04/1990 <input type="text"/>			
<small>Date Format(dd/MM/yyyy) eg. 27/07/1984</small>			

Address for Correspondence			
House No : 15-150 <input type="text"/>	Village/Town : tenali <input type="text"/>		
Street : CHINA RAVURU <input type="text"/>	City : tenali <input type="text"/>		
District : guntur <input type="text"/>	State : Andhra Pradesh <input type="text"/>		
Pin Code : 522201 <input type="text"/>	Country : India <input type="text"/>		
Email Id : kvsubbaraocse@gmail.com <input type="text"/>	Mobile :+ 91 9966361989 <input type="text"/>		

Aadhaar Number :
(Optional)

Enter the SecurityCode sent to your MobileNo & Email Id.
 123 Not Verified

Register & Proceed

- If you are unable to find your Group subjects in the above, go to the link 'Click Here' as shown below

If you are Unable to find your Subjects in above list, Please [Click Here](#)

- The above link will display a form as shown below

Subject Request Form

If You Are Unable to find your Subjects, Please Furnish the Following Details

Name :	<input type="text"/>
Email Id :	<input type="text"/>
Mobile :	<input type="text"/>
Qualifying Examination :	<input type="text"/>
Group Subject1 :	<input type="text"/>
Group Subject2 :	<input type="text"/>
Group Subject3 :	<input type="text"/>
First Language :	<input type="text"/>
Second Language :	<input type="text"/>

[Home](#)

- This form allows you to **furnish your required Group subjects**. After submitting this form you have to wait for 24 hours, the Directorate of Admissions (DOA) will check with your requested Group subjects and you will get an alert to your Mobile / email about status of your requested Group subjects.
- If the DOA is willing to allow you, then you will get an alert to your Mobile / Email and then you can Register.
- Enter the Details as per **SSC / X std Records** and fill up the Other Personal Details

Enter Details As per SSC / X std Records	Other Personal Details
Name : <input type="text" value="VENKATA SUBBARAO"/>	Mother's Name : <input type="text" value="Sridevi"/>
Surname : <input type="text" value="KATTEPOGU"/>	Gender : <input type="text" value="Male"/>
Father's / Guardian's Name : <input type="text" value="VENKATESWARLU"/>	Marital Status : <input type="text" value="Unmarried"/>
Date of Birth : <input type="text" value="25/04/1990"/>	Religion : <input type="text" value="Hindu"/>
Date Format(dd/MM/yyyy) eg. 27/07/1984	Reservation Category : <input type="text" value="OC"/>

- Give the valid **Address** for Correspondence

Address for Correspondence	
House No : 15-150	Village/Town : tenali
Street : CHINA RAVURU	City : tenali
District : guntur	State : Andhra Pradesh ▼
Pin Code : 522201	Country : India ▼
Email Id : kvsubbaraocse@gmail.com	Mobile :+ 91 9966361989

- Please provide the **valid Mobile No** because you will get an SMS with a '**security code**'

Aadhaar Number : <input type="text"/>	Enter the SecurityCode sent to your MobileNo.
(Optional)	<input type="text"/> Not Verified

- You have to enter that code here and if it is valid it will display as 'Verified' as shown below. Then only you can proceed for filling application form

Aadhaar Number : <input type="text"/>	<input type="text"/>
(Optional)	817748 Verified

Register & Proceed

- After Verification Mobile no, Then click "**Register & Proceed**" for filling the application with all academic and other details.

➤ **Upload Passport size Photograph with Signature**

NOTE: You must upload photograph and signature to the correct specified fields. Do not make any mistake in uploading candidate signature and photograph. Photo/Sign should be in ".jpg" format.

1. Candidate must have **scan / soft copy of passport size photograph** "photo.jpg" and signature (Sign on white paper and scan it) as per the sample given below. Maximum **limit is 150 KB for** photograph.
2. Put candidate signature in an area of 2" X 1" on paper with a black ball point pen. Scan that paper. Cut Signature area of 2" X 1" and save it as Signature.jpg". Maximum size **limit is 150 KB for** Signature.


A sample of quality of acceptable photograph / signature is given below for the guidance

of the applicant.

Sample Photo




Sample Signature



The applicant has to upload his/her Photo & Signature in the prescribed format by clicking the browse button in the application form. By clicking browse button the following screen appears.

Photo



Browse_

Upload

Signature



Browse_

Upload

- Click the scanned and stored photograph 'Sample Image' (JPEG image) to upload from the computer.
- Select the **Test Centre** where you are willing to write the exam.
- Enter the **SSC** Roll No, Month & Year of passing.
- Select the **Annual Income of your parents** from given options. (As shown below)

DIRECTORATE OF ADMISSIONS, ACHARYA NAGARJUNA UNIVERSITY, GUNTUR, A.P.

10. Test Centre :	Guntur	Annual Income of Parents in (Rs)
11. SSC/ X std Details :		<input checked="" type="radio"/> Below One Lakh <input type="radio"/> Between one Lakh & two Lakhs <input type="radio"/> More than two Lakhs
Roll No.(SSC) :	123456	
Month & Year of Passing :	Mar 2008	

- Select Special Reservation category from the below Options

12. Special Reservation category			
PH :	None	NCC :	No
CAP :	No	NSS :	No
		Sports :	No

- Select the First Language and Second Language.
- Select the Degree Result Status (Appearing or Passed). If passed you need to enter the Year of Passing and % of Marks Secured.

13. Qualifying Examination particulars		
First Language :	English	Second Language : Telugu
Result Status :	<input checked="" type="radio"/> Appearing	<input type="radio"/> Passed

- Select the Option from the below screen (Regular or Distance Mode)

14. Particulars of Study
<input checked="" type="radio"/> Regular <input type="radio"/> Distance Mode

- If you opt for the Regular, the screen looks like below.
- Enter Period of Study, Institution and District from **IX to 3rd Year Degree**.
- The **Local Area Calculation will be based on the Districts** selected for these 7 Years.

14. Particulars of Study			
<input checked="" type="radio"/> Regular <input type="radio"/> Distance Mode			
Course	Period of Study	Institution	District
IX Class :	2006-2007	zph school	Guntur
X Class :	2007-2008	zph school	Guntur
Junior Inter :	2008-2009	Narayana College	Guntur
Senior Inter :	2009-2010	Chaitanya College	Guntur
1st Year Degree :	2010-2011	Hindu College	Guntur
2nd Year Degree :	2011-2012	Hindu college	Guntur
3rd Year Degree :	2012-2013	Hindu college	Guntur
Local Area :			

- If you opt for Distance Mode, the screen looks like below
- You need to select the Districts as per the **Residence Certificate** issued by MRO.

14. Particulars of Study

Regular Distance Mode

Enter the details as per Residence Certificate issued by MRO.	
Year	District
2007	Guntur
2008	Guntur
2009	Hyderabad
2010	Hyderabad
2011	Guntur
2012	Guntur
2013	Guntur

Res.Status : LOCAL

- if you already studied any **PG** course Select the Option Yes or else left it as No

15. Whether the applicant has already studied any PG course : Yes No

Course	Period of Study	Institution	District
P.G	2011	JNTUK	KAKINADA

- Read the **DECLARATION** carefully and click **I accept the Terms & Conditions** and Continue for the Preview of your Application.

Bank Name	BranchCode	Journal No	Paid Date	Amount
---	---	---	---	0

Andhra Bank Challan
 State Bank of India Challan
 Online Payment

DECLARATION

I have carefully gone through the Admission Information Brochure and I am conversant with and shall abide by the eligibility conditions and other regulations to be satisfied for appearing for the entrance test and admission into selected course(s). Further, I assure that I will not indulge in malpractice or illegal activity in the entrance test. In case, I have furnished any false information or involved in malpractice or illegal activity, I know that, I am liable for criminal action as per the existing law.

I accept the Terms & Conditions.

[Click To Preview](#)

- The Overall Application Form looks like below

ANUPGCET - 2015 :: ACKNOWLEDGEMENT FOR APPLICATION FOR PG COURSES

Candidate Details

1. Test Code & Name:

2. Qualifying Examination: 1-B.A.

Sub 1 : Histroy

Sub 2 : Economics

Sub 3 : Commerce

2.1 Eligible Courses :

10802-M.A. Economics,10803-M.A. History,10804-M.A. Journalism and Mass Communication

3. Name of the Applicant

Surname : KATTEPOGU

Name : VENKATA SUBBARAO

4. Name of the Parent/Guardian : VENKATESWARLU

5. Date of Birth : 25-04-1990

6. Gender : Male

7. Reservation Category : OC

8. Religion : Hindu

Photo



Choose File No file chosen

Upload

9. Address

H.No & Street : 15-150 - CHINA RAVURU

Village/Town & Pin : TENALI-522201

District : GUNTUR

State : ANDHRA PRADESH

Country : India

Mobile Number : 9966361989

Email Id : kvsubbaraocse@gmail.com

Signature

Choose File No file chosen

Upload

10. Test Centre : Guntur

11. SSC/ X std Details :

Roll No.(SSC) : 123456

Month & Year of Passing : Mar 1998

Annual Income of Parents in (Rs)

- Below One Lakh
- Between one Lakh & two Lakhs
- More than two Lakhs

12. Special Reservation category

PH : None

NCC : No

Sports : No

CAP : No

NSS : No

13. Qualifying Examination particulars

First Language : English

Second Language : Telugu

Result Status : Appearing Passed

14. Particulars of Study

Regular Distance Mode

Course	Period of Study	Institution	District
IX Class :	2006-2007	zph school	Krishna
X Class :	2007-2008	zph school	Krishna
Junior Inter :	2008-2009	Narayana College	Krishna
Senior Inter :	2009-2010	Chaitanya College	Krishna
1st Year Degree :	2010-2011	Hindu college	Krishna
2nd Year Degree :	2011-2012	Hindu college	Krishna
3rd Year Degree :	2012-2013	Hindu college	Krishna

Local Area :

15. Whether the applicant has already studied any PG course : Yes No

Bank Name	BranchCode	Journal No	Paid Date	Amount
---	---	---	---	0

DECLARATION

I have carefully gone through the Admission Information Brochure and I am conversant with and shall abide by the eligibility conditions and other regulations to be satisfied for appearing for the entrance test and admission into selected course(s). Further, I assure that I will not indulge in malpractice or illegal activity in the entrance test. In case, I have furnished any false information or involved in malpractice or illegal activity, I know that, I am liable for criminal action as per the existing law.

I accept the Terms & Conditions.

[Click To Preview](#)

➤ You have two ways to proceed for the payment

1. By Online Payment.

2. By CASH Payment mode after collecting SBI generated challan.

- Select the Bank Name (**State Bank of India**) and choose on the payment mode option –
- **1). Net Banking**
- **2). Card Payment**
- **3). Other Payment mode to Pay by Bank Challan** at any SBI Branches.

The overall Application Preview looks like below screen.

Application Preview

(Please verify all the contents and Click Save & Print Button)
(Print out of this preview page is not valid)

1. Test Code & Name:
2. Qualifying Examination: 1-B.A.
Sub1 : Histroy Sub2 : Economics
Sub3 : Commerce
3. Name of the Applicant
Surname : KATTEPOGU
Name : VENKATA SUBBARAO
4. Name of the Parent / Guardian
VENKATESWARLU
5. Date of Birth : 25-04-1990
6. Gender : Male
7. Category : OC
8. Religion : Hindu



9. Address :

H.No & Street : 15-150 - CHINA RAVURU
Village/Town & Pin : TENALI-522201
District : GUNTUR
State : ANDHRA PRADESH
Country : India
Mobile Number : 9966361989
Email Id : kvsubbaraocse@gmail.com

10. Test Center : Guntur Annual Income of Parents in (Rs)
11. SSC/ X std Details : Below One Lakh
Roll No.(SSC) : 123456
Month & Year of Passing : Mar 1998

12. Special Reservation category

PH : None NCC : No Sports : No
CAP : No NSS : No

13. Qualifying Examination particulars

First Language : English Second Language : Telugu
Degree Result Status : Appearing

14. Particulars of Study : Regular

Course	Period of Study	Institution	District
IX Class :	2006-2007	zph school	Krishna
X Class :	2007-2008	zph school	Krishna
Junior Inter :	2008-2009	Narayana College	Krishna
Senior Inter :	2009-2010	Chaitanya College	Krishna
1st Year Degree :	2010-2011	Hindu college	Krishna
2nd Year Degree :	2011-2012	Hindu college	Krishna
3rd Year Degree :	2012-2013	Hindu college	Krishna
Local Area :	Local		

15. Whether the applicant has already studied any PG course : No

DECLARATION

I have carefully gone through the Admission Information Brochure and I am conversant with and shall abide by the eligibility conditions and other regulations to be satisfied for appearing for the entrance test and admission into selected course(s). Further, I assure that I will not Indulge in malpractice or illegal activity in the entrance test. In case, I have furnished any false information or involved in malpractice or illegal activity, I know that, I am liable for criminal action as per the existing law.

BACK - To Edit

Save & Print

DIRECTORATE OF ADMISSIONS, ACHARYA NAGARJUNA UNIVERSITY, GUNTUR, A.P.

1. If there is any modification you can go to 'Back – To Edit' button. Application Page will appear, Otherwise you can go to **Save & Print** button. The Application will be saved when you click **Save & Print** button. After Saving the Application you will not be allowed for any other modification.

2. Now your mobile will receive a message “**Your Application is submitted successfully with Appl.No : xxxxx. Your Payment Ref.Id : xxxxxxxx**”.

1. The SBI BANK Sample CASH PAYMENT Challan are given below:

2. the SBI BANK Sample Challans are given below:

State Bank Collect		Depositor Copy जमाकर्ता प्रति	State Bank Collect		Branch Copy शाखा प्रति																														
Pre Acknowledgement Payment(PAP) Form for Payment through any SBI Branch			Pre Acknowledgement Payment(PAP) Form for Payment through any SBI Branch																																
Date: 19-02-2015			Date: 19-02-2015																																
Beneficiary/Remittance Details			Beneficiary/Remittance Details																																
State Bank Collect Reference No.	DU11756437		State Bank Collect Reference No.	DU11756437																															
Beneficiary:	ANU - DIRECTORATE OF ADMISSIONS		Beneficiary:	ANU - DIRECTORATE OF ADMISSIONS																															
Category:	ANUPGCET		Category:	ANUPGCET																															
Last Date of Payment:	20-04-2015 23:45		Last Date of Payment:	20-04-2015 23:45																															
Remitter:	VENKATA SUBBARAO		Remitter:	VENKATA SUBBARAO																															
Collection Amount	Rs 1,500.00		Collection Amount	Rs 1,500.00																															
Commission	56.00		Commission	56.00																															
Total (Rupees One Thousand Five Hundred Fifty Six Only)	1,556.00		Total (Rupees One Thousand Five Hundred Fifty Six Only)	1,556.00																															
Details of Cash / Cheques			Details of Cash / Cheques																																
	Rs	p		Rs	p																														
Total Rs																																			
Instructions for Depositor: This is not an e-receipt. After payment, please visit www.onlinesbi.com > 'State Bank Collect' and click on the hyperlink at the bottom of the page to generate the e-receipt. जमाकर्ता हेतु निर्देश यह है. समस्त नही ही है. रसीद प्राप्त करने के लिए राशि जमा करने के इच्छात कृपया www.onlinesbi.com > 'State Bank Collect' में जाकर उसके नीचे के आग में क्लिक करें Generate the e - Receipt को क्लिक करें			Please quote your PAN for Cash remittance >= Rs. 50,000																																
(To be Filled in by the Bank)			Cash Notes																																
Journal No:	DU11756437		<table border="1" style="width: 100%; border-collapse: collapse;"> <thead> <tr> <th rowspan="2"></th> <th colspan="2" style="text-align: center;">Amount</th> </tr> <tr> <th style="text-align: center;">Rs</th> <th style="text-align: center;">p</th> </tr> </thead> <tbody> <tr> <td>*1000</td> <td></td> <td></td> </tr> <tr> <td>*500</td> <td></td> <td></td> </tr> <tr> <td>*100</td> <td></td> <td></td> </tr> <tr> <td>*50</td> <td></td> <td></td> </tr> <tr> <td>*20</td> <td></td> <td></td> </tr> <tr> <td>*10</td> <td></td> <td></td> </tr> <tr> <td>Coins</td> <td></td> <td></td> </tr> <tr> <td>Total Rs</td> <td></td> <td></td> </tr> </tbody> </table>			Amount		Rs	p	*1000			*500			*100			*50			*20			*10			Coins			Total Rs			T e a r o f f P o r t i o n 	
	Amount																																		
	Rs	p																																	
*1000																																			
*500																																			
*100																																			
*50																																			
*20																																			
*10																																			
Coins																																			
Total Rs																																			
Branch Name:																																			
Branch Code:	<input type="text"/>	Deposit Date:	<input type="text"/>																																
Branch Stamp			Signature of the Depositor																																
Authorized Signatory			Space for Bank use																																
			Branch Stamp																																

If you choose on '**proceed to pay online**' in application form, those candidates have to take a print-out of this information for payment process

Application No :	40101	Payment Ref.ID. :	15123123
Name of the Applicant :	VENKATA SUBBARAO KATTEPOGU		
Address :	15-150, TENALI, CHINA RAVURU , TENALI, GUNTUR, ANDHRA PRADESH, 522201		
Test Name :	108-Social Sciences		
Date of Birth :	25-04-1990		
Mobile No :	9966361989		
Email :	kvsubbaraocse@gmail.com		
Amount :	1500		

2. For application fee payment process click on online payment button from left navigation panel for paying either online payment or by sbi challan payment.

Online Payment Through SBI Collect

Online Payment Through Bill Desk

NET BANKING: SBI: Rs 20/- Other Banks: Rs 25/-

NET BANKING: Rs 25/-

Debit Cards: SBI: Rs 20/- Other Banks: 2.03%

Debit Cards: 1.25%

Credit Cards: 2.03%

Credit Cards: 1.50%

Note : Enter Application No while Login into Online Payment

Click on the online payment through SBI collect button for paying the fee.

Note: The candidate can use any Bank Card (Debit / Credit) provided his / her Card is a VISA or MASTERCARD or MAESTRO type.

After entering the correct and mandatory details the web page of **Payment Through Credit card /Debit card**, select the card type (VISA or MasterCard or Maestro) mentioned on the card. Be ready with the **Card related details (Card number, Expiry date / From date, Security Code / CVV number etc).**

1. Select State : Andhra Pradesh and Type of Institution : Educational Institutions as given below

The screenshot shows the 'State Bank Collect' web page. At the top right, it displays the date and time: '25-Mar-2014 [11:00 AM IST]'. The main heading is 'Select State and Type of Corporate / Institution'. Below this, there are two dropdown menus: 'State of Corporate/Institution *' with 'Andhra Pradesh' selected, and 'Type of Corporate/Institution *' with 'Educational Institutions' selected. A 'Go' button is positioned below the second dropdown. A lightbulb icon indicates a tip: 'Mandatory fields are marked with an asterisk (*)' and 'State Bank Collect is a unique service for paying online to educational institutions, temples, charities and/or any other corporates/institutions who maintain their accounts with the Bank.' At the bottom right, there are links for 'Privacy Statement', 'Disclosure', and 'Terms of Use'.

2. Select Institutional name : "ANU – DIRECTORATE OF ADMISSIONS" From the list provided

The screenshot shows the 'State Bank Group' web page. At the top left is the 'State Bank Group' logo. At the top right is an 'Exit' button. Below the logo, there are tabs for 'State Bank Collect', 'State Bank MOPS', and 'Pay EPFO'. The current page is 'State Bank Collect'. Below the tabs, it says 'You are here: State Bank Collect > State Bank Collect'. On the left, there is a navigation menu with 'State Bank Collect' selected, and sub-items: 'Confirm NEFT Txn', 'Reprint Remittance Form', and 'Payment History'. The main heading is 'State Bank Collect' with the date and time '19-Feb-2015 [12:29 PM IST]'. Below this, there is a dropdown menu 'Select from Educational Institutions *' with 'ANU - DIRECTORATE OF ADMISSIONS' selected. Below the dropdown are 'Submit' and 'Back' buttons. A lightbulb icon indicates a tip: 'Mandatory fields are marked with an asterisk (*)'. At the bottom left, it says '© Copyright OnlineSBI'. At the bottom right, there are links for 'Privacy Statement', 'Disclosure', and 'Terms of Use'.

DIRECTORATE OF ADMISSIONS, ACHARYA NAGARJUNA UNIVERSITY, GUNTUR, A.P.

2. Select Payment Category : ANUPGCET

State Bank Group

State Bank Collect | State Bank MOPS | Pay EFTO

You are here: State Bank Collect > State Bank Collect

State Bank Collect

Confirm NEFT Txn
Reprint Remittance Form
Payment History

State Bank Collect

ANU - DIRECTORATE OF ADMISSIONS
NAGARJUNA UNIVERISY , NAGARJUNA NAGAR , GUNTUR-522510

Provide details of payment

Select Payment Category * --Select Category--

Mandatory fields are marked with an asterisk (*)
The payment structure document if available will contain detailed instructions about the online payment process.
Date specified(if any) should be in the format of 'ddmmyyyy'. Eg. 02082008

© Copyright OnlineSBI | Privacy Statement | Disclosure | Terms of Use

3. After selecting Payment Category ANUPGCET, Then screen will display the form like this.

State Bank Collect

19-Feb-2015 [05:02 PM IST]

ANU - DIRECTORATE OF ADMISSIONS
NAGARJUNA UNIVERISY , NAGARJUNA NAGAR , GUNTUR-522510

Provide details of payment

Select Payment Category * ANUPGCET

APPLICATION NO *

APPLICANT NAME *

MOBILE NO *

PAYMENT REF ID *

AMOUNT *

Remarks

• In case of any clarification, please contact 0863-2346171,2346138

• You will be able to download filled in application after 24 hours of payment. Please retain a copy of payment receipt for future reference

Please enter your Name, Date of Birth & Mobile Number. This is required to reprint your e-receipt / remittance(PAP) form, if the need arises.

Name *

Date of Birth * 

Mobile Number *

Enter the text as shown in the image *


E216E



- ❖ Mandatory fields are marked with an asterisk (*)
- ❖ The payment structure document if available will contain detailed instructions about the online payment process.
- ❖ Date specified(if any) should be in the format of 'ddmmyyy'. Eg., 02082008

4. After entering the all fields' details press submit button. Then the screen will display details of the applicant as entered in registration process. Check the details and proceed to the next step by filling the other details required. And press submit button

State Bank Collect 19-Feb-2015 [05:46 PM IST]

 **ANU - DIRECTORATE OF ADMISSIONS**
NAGARJUNA UNIVERISY , NAGARJUNA NAGAR , GUNTUR-522510

Provide details of payment

Select Payment Category *	<input type="text" value="ANUPGCET"/>
APPLICATION NO *	<input type="text" value="4010"/>
APPLICANT NAME *	<input type="text" value="VENKATA SUBBARAO"/>
MOBILE NO *	<input type="text" value="9966361989"/>
PAYMENT REF ID *	<input type="text" value="15123"/>
AMOUNT *	<input type="text" value="1500"/>
Remarks	<input type="text" value="ANUPGCET-15 FEE"/>

- In case of any clarification, please contact 0863-2346171,2346138
- You will be able to download filled in application after 24 hours of payment. Please retain a copy of payment receipt for future reference

Please enter your Name, Date of Birth & Mobile Number. This is required to reprint your e-receipt / remittance(PAP) form, if the need arises.

Name *

Date of Birth * 

Mobile Number *

Enter the text as shown in the image *

8ABDE



- Mandatory fields are marked with an asterisk (*)
- The payment structure document if available will contain detailed instructions about the online payment process.
- Date specified(if any) should be in the format of 'ddmmyyyy'. Eg., 02082008

State Bank Collect

19-Feb-2015 [12:32 PM IST]

Verify details and confirm this transaction



Educational Institutions Name	ANU - DIRECTORATE OF ADMISSIONS
Category	ANUPGCET
APPLICATION NO	40101
APPLICANT NAME	VENKATA SUBBARAO
MOBILE NO	9966361989
PAYMENT REF ID	15123
AMOUNT	1500
Total Amount	INR 1,500.00
Remarks	ANU PG CET FEE



























➤ Please ensure that you are making the payment to the correct payee.

5. After verifying the details, press confirm button

6. Select the type of payment mode: Net banking / SBI Debit Card / Other Bank Debit Card / Any bank Credit Card / Other bank Net-Banking.

The bank charges are displayed on the respective option. Please check and proceed for the payment by selecting the required option

NET BANKING	CARD PAYMENTS
 State Bank of India <i>With you - all the way</i> Bank Charges: 11.24 	This payment mode is not available between 23:30 hours IST and 00:30 hours IST
 State Bank of Bikaner and Jaipur <i>The Bank with a vision</i> Bank Charges: 10.0 	 State Bank ATM-cum-Debit Card Bank Charges: Rs 11.24 
 State Bank of Hyderabad <i>You Can Always Bank on Us</i> Bank Charges: 10.0 	 Other Banks Debit Cards Bank Charges: Rs 12.63 
 State Bank of Mysore <i>Working for a Better tomorrow</i> Bank Charges: 10.0 	 Credit Cards Bank Charges: Rs 12.63 
 State Bank of Patiala <i>With You Every Day, In Every Way</i> Bank Charges: 0.0 	OTHER PAYMENT MODES
 State Bank of Travancore <i>A Long Tradition of Trust</i> Bank Charges: 10.0 	 SBI BRANCH Bank Charges: Rs 56.0 
 Other Banks Internet Banking Bank Charges: 16.85 	 NEFT Bank Charges: Rs 11.24 

Select any one of payment option(net banking/card payment) for online payment or select sbi Branch option from other payment modes option for paying by using sbi challan.

7. Enter Details as requested by the screen and select PAY Button for online payment

भारतीय स्टेट बैंक
State Bank of India
The Banker to Every Indian

Online SBI

Login 19-Feb-2015 [12:35 PM IST]

User Name *

Password *

Enable Virtual Keyboard

Submit Reset

Online Virtual Keyboard

~ ! @ # \$ % ^ & * () _ +
, . / : ; ' " < > [\] ^ _ +
w r e t q y i o u p { } |
f g a d s j k h l [] \ /
z x v c n b m < > ; : ' " ?

CAPS LOCK CLEAR . , ?

[FAQ](#) | [About Phishing](#)

[Click here](#) to abort this transaction and return to the State Bank Collect site.

This site uses highly secure 256-bit encryption certified by VeriSign.

Disclaimer: The privity of contract is between you and the service provider. Bank is only facilitating a payment mechanism and is not responsible for any deficiency in service by the service provider.

Mandatory fields are marked with an asterisk (*)
Do not provide your username and password anywhere other than in this page
Your user name and password are highly confidential. Never part with them. SBI will never ask for this information.

© Copyright SBI. Privacy Statement | Disclosure | Password Management | Security Tips | Terms of Use



Welcome to State Bank of India's Secure Payment Gateway

Dear Customer,
SBI Payment Gateway will secure your payment to **MOPS-SBC-OUR-CARD-DR**.

Select the type of card*

Card Number *
(Please enter your card number without any spaces)

Expiry Date *
(Please enter expiry date provided on your card)

CVV2 / CVC2 Number *
(CVV2 / CVC2 is the three digit security code printed on the back of card)

Name on Card

Purchase Amount **INR 610.0**

Word Verification *



Type the characters you see in the picture below

Z h 2 n h Z

Pay Cancel

AFTER PRESSING PAY, KINDLY DO NOT REFRESH AND DO NOT PRESS THE BACK BUTTON.

ALL INTERNET BASED TRANSACTIONS USING STATE BANK DEBIT CARDS WOULD NEED A 3D SECURE PASSWORD.

HOW TO PRINT APPLICATION

- After payment of fee you will get an SMS to your registered mobile number and also get an e-mail to registered email-id with complete application details as PDF file / Applicants can also visit the website **next working day** to print the application.
- You can get a printed copy of registered application at any time using your Application No as User ID and Date of Birth (DDMMYYYY) as password using, "**Print Filled in Application**" option. This option is only for the candidates who paid the fee. (Example: 02101984 for 02/10/1984) to proceed for the application submission.
-

Login for Application Print :

Application No :

Date of Birth :




Date of Birth Format(DD/MM/YYYY) eg.27/07/1984

Submit

Applicants who paid the fee and not able to get the print application are requested to submit the details of challan paid with following link.

[Click here to submit challan payment details](#)

The candidate will be allowed to take a copy of printout at any time, but editing / adding information is not allowed once the application is submitted, Sample Printout of Application is given below..

 DIRECTORATE OF ADMISSIONS ACHARYA NAGARJUNA UNIVERSITY, GUNTUR ANUPGCET-2015				
ANUPGCET - 2015 :: ACKNOWLEDGEMENT FOR APPLICATION FOR PG COURSES				
Application No : 40107 Name : RAJUSADDAR Gender : Male Father Name : VENU DOB : 02-04-1996 Address : 87/103-4, BANJARAHILLS TIRUPATHI, 522008 Town & Dist : TIRUPATHI, ANATHAPURAM State : ANDHRA PRADESH Mobile No : 9908086737 Email Id : HARINATHI@GMAIL.COM Reservation Category : BC-E Religion : Christian		Test Name : 103-Social Sciences Test Centre : Bhimavaram Special reservation category PH : None NCC : No Sports : Yes CAP : No NSS : No Local Area : Non-Local		
SSC Details		Roll No : 436536456	Month & Year of Passing : Jun - 2007	
Qualifying Examination Particulars : Appearing a) Degree : 18-MCA b) First Language : English c) Second Language : Urdu		d) Group subjects Subject 1 : Statistics Subject 2 : Environmental Science Subject 3 : Mathematics		
Selected Courses : 10809-M.A. Sociology				
Particulars of study : Regular				
Course	Period of Study	Institution	District	
IX Class	2006	BRM	Karlinnagar	
X Class	2007	BRM	Karlinnagar	
Junior Inter	2008	BRINICHI	Nizamabad	
Senior Inter	2008	BRINICHI	Nizamabad	
1st Year Degree	2010	Jkc	Nalgonda	
2nd Year Degree	2011	Jkc	Nalgonda	
3rd Year Degree	2012	Jkc	Nalgonda	
Challan Details				
Bank Name	BranchCode	Journal No	Paid Date	Amount
				500.00
Declaration : I have carefully gone through the Admission Information Brochure and I am conversant with and shall abide by the eligibility conditions and other regulations to be satisfied for appearing for the entrance test and admission into selected course(s). Further, I assure that I will not indulge in malpractice or illegal activity in the entrance test. In case, I have furnished any false information or involved in malpractice or illegal activity, I know that, I am liable for criminal action as per the existing law.				
Place : TIRUPATHI Date : 19-Feb-2015 		 Signature of the Candidate		
©2014. All Copyrights Reserved by ACHARYA NAGARJUNA UNIVERSITY, GUNTUR.				

Important Note :

- *Read the instruction before filling the application*
- *Fill the application with accurate details*
- *Pay the fee through online payment.*
- *If fee payment is not through online, pay the fee through by selecting other payment option in the payment mode section, select the SBI branch option, it generates the SBI CHALLAN to pay the fee at any SBI Branch. Print out of your application form is generated afere paying the application fee (online payment/sbi challana).*
- *If you won't get the SMS or Email, your application is not submitted successfully. Please contact help-line for the details.*
- *Online Registration is available from 20.02.2015, 11.00 A.M. onwards.*
- *The payment of registration and processing fee (Rs.500/- + Bank commission per test) should be made either by online payment gateway (like credit / debit card/net Banking) or by Challan in any SBI*
- *The last date for payment of Challan is 20.03.2015 without late fee and 30.03.2015with late fee of Rs.1000/-.*
- *Application can be filled by using online payment gateway upto 20.03.2015 without late fee and with a late fee of Rs.1000/- 30.03.2015.*
- *Last date for Online Application Submission is 20.03.2015, 05.00 P.M.*

For Clarification on regulations and eligibility rules contact
0891 – 2573441, 2706928
On working days between 10.00 am and 05.00 P.M