

Nitte University

(Established u/s 3 of UGC Act,1956)

Placed under Category 'A' by MHRD, Govt. of India

Accredited as 'A' Grade University by NAAC

University Enclave, 6th Floor, Medical Sciences Complex,
Deralakatte, Mangaluru - 575018



Phone: 0824-2204300/01/02
Fax : 0824-2203909

Website : www.nitte.edu.in
E-mail : nuet@nitte.edu.in

NUPGET - 2016

(NITTE UNIVERSITY POST GRADUATE ENTRANCE TEST)

Brochure containing the details of

Post Graduate Entrance Test for seeking admission to

MD/MS and MDS Programs

during the year 2016-17

in the Constituent colleges, namely,

K.S.HEGDE MEDICAL ACADEMY

and

A.B.SHETTY MEMORIAL INSTITUTE OF DENTAL SCIENCES

at

Deralakatte, Mangaluru - 575018

INDEX

Sl.No.	Contents	Page No.
1.	Schedule of Events	03
2.	Introduction	04
3.	Eligibility	04
4.	Entrance Test Fee	04
5.	Important dates	04
6.	Entrance Test Centre Addresses	04-05
7.	Seat Matrix and Fee Structure	05
8.	Instructions	
	a) Guidelines for scanning and uploading of photograph and signature	06-07
	b) Instructions for applying online	08-09
	c) Instructions related to Entrance Test	09-11
9.	Declaration of Merit	11
10.	Counseling Procedure	11
11.	Seat Cancellation and Refund Policy	12
12.	Helpline Numbers	12

1. SCHEDULE OF EVENTS (NUPGET-2016):

EVENTS	MD/MS	MDS
Date of Notification of Entrance Test	19-11-2015 (Thursday)	19-11-2015 (Thursday)
Date of hosting of application form and Brochure on the website	19-11-2015 (Thursday)	19-11-2015 (Thursday)
Last date for filling online application	16-01-2016 (Saturday)	16-01-2016 (Saturday)
Dates for request of change of centre, if required	17-01-2016 To 19-01-2016	17-01-2016 To 19-01-2016
Date for downloading the Test Admission Ticket from the website www.nitte.edu.in	25-01-2016 (Monday) onwards	25-01-2016 (Monday) onwards
Date for contacting the University by phone for non-access of Test Admission Tickets	28-01-2016 (Thursday) onwards	28-01-2016 (Thursday) onwards
Date of Entrance Test	07-02-2016 (Sunday)	07-02-2016 (Sunday)
Date of publication of key answers (Provisional)	07-02-2016 (Sunday)	07-02-2016 (Sunday)
Last date for receipt of objection/ clarification, if any, for key answers through e-mail to nuet@nitte.edu.in	15-02-2016 (Monday)	15-02-2016 (Monday)
Date of publication of Key Answers(Final)	20-02-2016 (Saturday)	20-02-2016 (Saturday)
Date of announcement of Merit List & Counseling Notification	05-03-2016 (Saturday)	05-03-2016 (Saturday)
Date of Counseling- First Round	17-03-2016 (Thursday) (10.00a.m. onwards)	18-03-2016 (Friday) (10.00a.m. onwards)
Date of Counseling-Second Round	30-03-2016 (Wednesday) (9.30 a.m. onwards)	30-03-2016 (Wednesday) (2.00 p.m. onwards)
Last date for Admission	30-04-2016 (Saturday)	30-04-2016 (Saturday)
Date of Commencement of Classes	02-05-2016 (Monday)	02-05-2016 (Monday)

2. Introduction:

Admission to MD/MS and MDS courses offered by Nitte University is based on inter se Merit in the All India Entrance Test for PG courses, NUPGET-2016 conducted by the University. Based on inter se Merit in the Entrance Test, eligible students will be admitted to MD/MS and MDS program in the constituent colleges, namely, K. S. Hegde Medical Academy and A. B. Shetty Memorial Institute of Dental Sciences, respectively, during the year 2016-17.

3. Eligibility:

Candidates who fulfill the following criteria shall be eligible to appear for the Entrance Test, namely:

- Applicants must meet all the requirements stipulated by MCI / DCI from time to time.
- They should have successfully passed their MBBS / BDS from an Institution recognized by MCI / DCI.
- They must have completed or be completing their internship by 30th April 2016.
- The minimum percentage of marks in the NUPGET - 2016 shall be 50% for General Merit candidates and 40% for the candidates belonging to Scheduled Caste, Scheduled Tribe (All India)
- They should have obtained permanent/provisional registration with the MCI / DCI or any of the State Medical / Dental Council as well as that of Karnataka State.

4. Entrance Test Fee:

The candidate is required to pay the Entrance Test fee of Rs.3,000/-**(Non-Refundable)** through ONLINE PAYMENT ONLY.

5. Important Dates:

- | | | | |
|------|-------------------------------------------------|---|----------------------------------------|
| i) | Last date for filling online Application | : | 16-01-2016 |
| ii) | Date for downloading the Test Admission Tickets | : | 25-01-2016 |
| iii) | Date of Entrance Test | : | 07-02-2016 |
| iv) | Date of announcement of Merit List | : | 05-03-2016 |
| v) | Date of Counseling | : | 17-03-2016 (MD/MS)
18-03-2016 (MDS) |

6. Entrance Test Centre Address:

- | | | |
|---------------------|---|-------------------------------------------------------------------------------------------------------------------------|
| a. Bengaluru | : | Nitte Meenakshi Institute of Technology, P.B No. 6429, Govindapura, Gollahalli, Yelahanka, Bengaluru-560064 |
| | : | REVA Institute of Technology, #226 & 227, Kattigenahalli, Jala Hobli, Bagalur Cross, Yelahanka, Bengaluru-560064 |
| b. New Delhi | : | J S S Academy of Technical Education, C-20/1, Sector 62, Noida-201301 . Uttar Pradesh |

- c. **Ernakulam** : Vidyaniketan Providence, Near Kacheripadi, Near North Railway Station, **Ernakulam, Cochin-682018.**
- d. **Mangaluru** : K. S. Hegde Medical Academy Deralakatte, **Mangaluru-575018**
- e. **Mumbai** : St. Xavier College, Mahapalika Marg, **Mumbai -400 001**

Please Note: Bengaluru has two centers as mentioned above. The university reserves the right of allotting the centre to the candidates.

7. Seat Matrix and Fee Structure :

The present Total Intake is indicated below (CET+NRI+NUPGET)

MD/MS COURSES	INTAKE	MDS COURSES	INTAKE	
MD Anatomy	04	Prosthodontics with Crown and Bridge	09	
MD Anesthesiology	10	Oral Medicine and Radiology	02	
MD Biochemistry	03	Conservative Dentistry and Endodontics	08	
MD Dermatology	03	Oral and Maxillofacial Surgery	08	
MD General Medicine	12	Periodontics	05	
MD Microbiology	03	Orthodontics and Dentofacial Orthopaedics	09	
MD Pathology	05	Pedodontics and Preventive Dentistry	06	
MD Paediatrics	04	Oral Pathology and Oral Microbiology	02	
MD Pharmacology	05	TOTAL SEATS	49	
MD Forensic Medicine	04			
MD Physiology	04			
MD Community Medicine	05			
MD Radio-Diagnosis	05			
MD Psychiatry	02			
MS ENT [Otorhinolaryngology]	04			
MS General Surgery	12			
MS OBG	04			
MS Ophthalmology	04			
MS Orthopaedics	05			
TOTAL SEATS	98			





Note: Seats available for counseling and specialization wise Fee structure, will be notified on our website on 05-03-2016

8. Instructions :

a) Guidelines for scanning and uploading of photograph and signature.

Before applying online a candidate will be required to have a scanned (digital) image of his/her photograph and signature as per the specifications given below.

Specimen Photograph/Signature:

Incorrect	Correct	Instructions
		<ol style="list-style-type: none">1. There should be no white space around the photograph.2. Photograph should not be very small/dull.
		<ol style="list-style-type: none">1. There should be no white space around the signature.2. Signature should not be very small/dull.

(i) Photograph Image:

Photograph must be a recent passport size colour picture.

Make sure that the photograph is taken against a light-coloured, preferably white background. Look straight at the camera with a relaxed face. If you wear glasses make sure that there are no reflections and your eyes can be clearly seen.

Caps, hats and dark glasses are not acceptable. Religious headwear is allowed but it must not cover your face. Dimensions 100 x 120 pixels. Size of file should not be more than 100 KB. If the size of the file is more than 100 KB, then adjust the settings of the scanner such as the DPI resolution, no. of colours etc., during the process of scanning.

How to resize your photograph to 100 x 120 pixels:

For Users using Windows 7:

- Open your photograph with MS Paint.
- Select the resize option.
- Resize window will open automatically when resize option is selected.
- Click on the pixels option.
- Click on maintain aspect ratio to uncheck this option.
- Set the horizontal value to 100 and vertical value to 120, then press ok.
- Save your photograph as 'jpg file'.

For Users using Windows 98, 2000, XP, Vista, Atom etc.:

- Open the website <http://www.resize.it>
- Select "Advanced Photo Tools" option.
- Browse your photograph you would like to resize.
- Set the image height to 120 pixels.
- Set the image width to 100 pixels.
- Set the crop box height to 120 pixels and width to 100 pixels
- Then click on the "Okay" button. New window will be opened automatically.
- Click on the "Crop it" button.
- You can now right click on the image with your mouse and select "save picture as....."

(ii) Signature Image :

The candidate has to sign on white paper with Black/Blue ball point pen. The signature must be of the candidate only and not of any other person. If the candidate's signature on the answer sheet, at the time of the examination, does not match with the uploaded signature, the candidate will be disqualified. Dimensions 160 x 70 pixels (preferred). Size of file should not be more than 100KB. Ensure that the size of the scanned image is not more than 100KB

How to resize your signature to 160 x 70 pixels:

For Users using Windows 7:

- Open your signature with MS Paint.
- Select the resize option.
- Resize window will open automatically when resize option is selected.
- Click on the pixels option.
- Click on maintain aspect ratio to uncheck this option.
- Set the horizontal value to 160 and vertical value to 70, then press ok.
- Save your signature as 'jpg file'.

Users using Windows 98, 2000, XP, Vista, Atom etc:

- Open the website <http://www.resize.it>
- Select "Advanced Photo Tools" option.
- Browse your signature you would like to resize.
- Set the image height to 70 pixels.
- Set the image width to 160 pixels.
- Set the crop box height to 70 pixels and width 160 pixels
- Then click on the "Okay" button. New window will be opened automatically.
- Click on the "Crop it" button.
- You can now right click on the image with your mouse and select "save picture as....."

Scanning the photograph & signature:

- Set the scanner resolution to a minimum of 200 dpi (dots per inch)
- Set Color to True Color
- File Size as specified above
- Crop the image in the scanner to the edge of the photograph/signature, then use the upload editor to crop the image to the final size (as specified above).

b) Instructions for applying online:

Application form is available online. Entrance test fee of Rs.3,000/- should be paid through Online payment mode. Applicant can apply online from anywhere at home, at any place where there is an access to the internet. Applicants are advised in their own interest to apply on-line much before the closing date and not to wait till the last date for depositing the fee to avoid the possibility of disconnection/inability/failure to log on the website on account of heavy load on internet/website jam.

For filling application visit: www.nitte.edu.in Click on 'Online Application' under NUPGET-2016.

Stepwise procedure is given below:

- On the website www.nitte.edu.in, click on 'Brochure' to read and familiarize yourself with the entire procedure from applying for the entrance test to counseling and admission.
- Next click on 'Guidelines for Scanning and Uploading Photograph & Signature'- and familiarize yourself with the CORRECT procedure for scanning and uploading photographs & signature.
- **Before proceeding to fill the online application, ensure you are ready with the following data/information:**
 - i) Applicants are required to have a valid personal active E-mail ID as all the information regarding Entrance Test will be sent on their recorded E-mail ID. In case the applicant does not have a valid personal E-mail ID, he/she should create his/her new E-mail ID before applying online and must maintain that E-mail account. In case any information does not reach the candidate due to defect / fault in E-mail account/mobile number, this University shall not be responsible.
 - ii) Parents PAN Card Number/s
 - iii) The candidate has to provide details of **original** unique ID proof (Voter ID / Passport / PAN Card/Driving License / Aadhar Card) at the time of filling online application and he/she shall produce the same proof throughout the process viz. at the time of submission of application, writing the test, counseling and admission process.
 - iv) Internship completion date
 - v) Medical/Dental Registration Number (Permanent/Provisional)
 - vi) MBBS/BDS Marks (Phase Wise/ Year wise)
 - vii) Scanned image files of your latest photo & signature in PC/Pen drive/other soft media. Any application without photo and signature upload will be summarily rejected.
- Now click on 'NUPGET 2016- **Online Application**'. Fill in ALL the details and complete the candidate registration process, on successful completion of Candidate registration during step1 , application will be allotted a Unique Application Number (UAN) and password (as Date of Birth), which will be intimated to the applicant by way of SMS on mobile phone, as well as E-mail ID. Candidates must login using the

same and complete the rest of the registration processes(Personal & Education details, upload photograph and payment details).

- Before making payment candidate can edit their information's apart from those data captured during candidate registration process. Once candidate proceed to payment of the application fee by clicking on 'Pay Now' button, The applicant will be directed to the fee portal where he/she select mode of payment (Net Banking / Credit / Debit Card) and enter the card details and follow the instructions. After successful payment of application fee, application will open the summary page where Applicant is advised to take a print out of his/her profile for his/her reference. Applicant cannot edit/correct the information filled in above step once payment success. If sometime candidates have done the payment and amount is deducted from his/her account but unable to download the summary sheet, please wait and check next working day as sometime payment will be approved after 24 hrs and during same time inform to university with UAN details.
- In case, fee payment is not successful, his/her application shall stand automatically cancelled / rejected and shall not be considered for further processing. The applicant is advised to correspond or communicate with the University if required, with this UAN as reference.
- After successful reconciliation of fee with the bank, applicant will receive SMS on his/her mobile phone and information on his/her E-mail ID that his/her application has been provisionally accepted.
- When the University uploads the Test Admission Ticket on the website, the applicants will receive SMS and E-mail also. The applicants are required to download and print their Test Admission Ticket by visiting the website www.nitte.edu.in by entering their UAN ID and password. Applicants are advised to visit the website www.nitte.edu.in and check their E-mail accounts regularly for updates and important information. Unnecessary correspondence should be avoided.
- An online application which is incomplete in any respect viz. without the valid photograph and signature etc. will be rejected without any notice.
- Any information submitted by a candidate in his/her application will bind the candidate personally. If found to be false, candidate shall be liable for criminal prosecution, rejection of admission apart from consequences in civil law.
- The candidate will be responsible for any mistake made by him/her in the online application form and Nitte University shall not be responsible or liable in any way.

Note: Application is liable for rejection if:

- It is not online
- Incomplete and incorrect
- Photograph is not of recent origin
- Photograph/signature not uploaded as per instructions
- Entrance Test Fee is not received

c) Instructions related to Entrance Test:

○ **Mode of conducting the Test:**

- a) Medium of Entrance Test shall be English.
- b) Each question carries one mark. Correct answer will be awarded one mark. There shall be no negative marking for wrong answers.
- c) Question paper (booklet) shall be of 3 hours duration consisting of 200 multiple choice questions. Subject wise distribution of questions/marks would be **approximately** in the range as mentioned below.
- d) There shall be at least 4 versions of the Question paper booklet.
- e) Questions shall be of multiple choice type, each having **one** correct (best response) out of four alternatives.
- f) Answer sheet (Response Sheet) is of Optical Mark Reader (OMR) type and shall be marked as per instructions on it, using a black or blue ball point pen.

- **Syllabus:** The syllabus content **will ordinarily be** that prescribed for the Bachelor's degree by the MCI for MD/MS candidates and by DCI for MDS candidates.

Approximate Subject-wise Distribution of Marks/Questions(TENTATIVE)			
MD/MS	No. of Questions / Marks	MDS	No. of Questions / Marks
Anatomy	05	General Human Anatomy including Embryology & Histology	05
Physiology	05	Human Physiology	05
Biochemistry	05	Human Biochemistry	05
Pharmacology	10	Dental Materials	10
Pathology	10	General Pathology	05
Microbiology	10	General Microbiology	05
Forensic Medicine	05	Dental Anatomy & Oral Histology	05
Community Medicine	20	General Pharmacology & Dental Therapeutics	05
General Medicine	30	General Medicine	10
Paediatrics	10	General Surgery	10
Psychiatry	05	Oral Pathology & Microbiology	15
Radiology	05	Public Health Dentistry	15
General Surgery	30	Prosthetics	15
Orthopaedics	10	Conservative (Operative) Dentistry including Endodontics	15
Anaesthesiology	05	Pedodontics	15
Ophthalmology	05	Oral Surgery	15
Otorhinolaryngology	05	Periodontics	15
Obstetrics & Gynaecology	20	Orthodontics	15
Dermatology	05	Oral Medicine & Radiology	15
Total	200	Total	200

- Candidates are instructed to bring downloaded printouts of Test Admission Ticket at the time of Test. No separate Test Admission Ticket will be sent to the candidates for appearing in test.

- Candidates shall also bring **original** unique ID proof (Voter ID /Passport / PAN Card /Driving License /Aadhar Card) which was opted during the filling of online application
- Candidates are not permitted to wear full sleeve shirt/top, apron, coat, jacket, scarf or long outer clothing during the examination.
- Candidates are permitted to carry ONLY transparent pouches/ pen boxes to the examination Hall.
- CELL PHONES/ELECTRONIC gadgets are NOT permitted inside the Entrance Test Hall. Any candidate found guilty of disorderly or improper conduct during the test shall be liable for expulsion and shall be debarred from writing the Entrance Test by the CHIEF SUPERINTENDENT of the Centre.
- The candidate shall appear for the Entrance Test at his/her own cost, in any one of the centres as per the choice indicated in his/her application form.
- **Candidates are permitted change the test centre from 17-01-2016 to 19-01-2016 on payment of Rs. 500/- (online payment).**
- Each candidate shall be given a TAT number and the Test Admission Ticket shall bear this number. Seating arrangements with this number shall be displayed at the Test Centre.
- Candidate shall be present at the centre at least 45 minutes before the commencement of the Test (i.e. at 9.15 A.M).
- Nitte University is not responsible for any delay by any means of transportation to the city and reaching the test centre beyond the stipulated time. The candidate will not be allowed to enter the examination hall after 30 minutes from commencement of the entrance test. It is advisable to reach the test location a day prior to the examination, if the candidates are not from the same city.
- The Candidates are not allowed to go out of the room temporarily for any reason during the test duration.
- No candidate shall be allowed to leave the Entrance Test Hall before the complete duration of the examination. No candidate shall leave the Entrance Test Hall without handing over the OMR Sheet.
- Candidate should sign the Attendance sheet as per the instructions of the invigilator.
- Candidate appearing for the Entrance Test will also have to register BIOMETRICALLY his/her presence in the Hall.
- Photograph of each candidate exhibiting his/her TAT in his/her hand in the Test Hall will be taken.
- **ANY DISCREPANCY/MALPRACTICE SUCH AS IMPERSONATION SHALL LEAD TO DISQUALIFYING THE CANDIDATE AND CRIMINAL PROCEDURE WILL BE INITIATED.**

9. Declaration of Merit: The result will be displayed on website www.nitte.edu.in. The merit shall be determined on the basis of the score in the entrance test. In the event of a tie in the test scores, the tie shall be resolved on the basis of the following criteria

- a) Number of additional attempts during the course of study, i.e., M.B.B.S. / B.D.S.
- b) Total aggregate percentage scored in the M.B.B.S. / B.D.S exams
- c) The age of the candidate, the elder candidate is ranked higher than the younger candidate.

10. Counseling Procedure: Will be notified on the day of announcement of Merit list.

- 11. Seat Cancellation and Refund Policy:** Will be notified in the counseling procedure uploaded on the day of announcement of Merit list.
- 12. Helpline Numbers:** For any query/clarification regarding the filling of the form, the candidate may send an E-mail to nuet@nitte.edu.in. For any other query, candidate may call at Phone No. 8197957711 between 9.00 AM to 4.30 PM
- 13. FOR APPLICATION [CLICK HERE](#) and fill in all the particulars**
