
	<p>SVUCET-2015 SRI VENKATESWARA UNIVERSITY COMMON ENTRANCE TEST Conducted by DIRECTORATE OF ADMISSIONS For Admission into Postgraduate Courses for the Academic year 2015-2016</p>	 <p>Prof. W. Rajendra Vice-Chancellor</p>
---	---	--

SVUCET - 2015



**GUIDELINES FOR FILLING OF ONLINE APPLICATION
FOR
Postgraduate Courses
Offered By**

SRI VENKATESWARA UNIVERSITY, TIRUPATI, AP.

Conducted By

**DIRECTOR
DIRECTORATE OF ADMISSIONS
SRI VENKATESWARA UNIVERSITY, TIRUPATI, AP.**

Steps to be followed in filling ONLINE SVUCET 2015 application form

Online Application form filling process:

1. The online application for SVUCET 2015 is available at website <http://www.svudoa.in>
2. When you fill online application, you should have the following with you.
 - (a) Your Mobile phone.
 - (b) SVUCET - 2015 Information brochure and guidelines
 - (c) Your documents pertaining to your personal details and academic records
 - (d) Softcopy of scanned passport photo and your signature.
3. Open the website <http://svudoa.in> from browser (Internet Explorer / Mozilla Firefox)
4. After clicking the required button, you will get a detailed menu options screen
5. Before proceeding to fill the application, please download and read the *Admission Information brochure* and *Guidelines to fill online application*.
6. After reading the Guidelines, Open the web site, in home page click on the button SVUCET-2015, Then it will opens second page, in that Click on **Registration** button in the left menu navigation panel, Next it will opens Challan registration form for SVUCET.
7. There fill the personal information, Qualifications details, Additional information, Study particulars, Details of fee paid, uploading photo and signature. The Name and other personal details with present address and date of birth. Please fill the details as per SSC or equivalent certificate.
8. While entering the personal details, please give correct **MOBILE** number and **Email** address, because all the correspondence from Admission authority (DOA) will be made to Mobile and Email only, No Postal Correspondence will be made under any circumstances.
9. After completion of registration details entry, your mobile will receive **SMS** of a security code, please type the security code in the box provided in the **registration form** and immediately your screen will display a message “**verified**” in green color.
10. Fill the entire academic, Study, Reservation and other personal details and submit the application. Select the terms and conditions box, click the **Continue** button. Now it displays the application preview. There it gives two buttons one for **Back-Edit** – for editing any mistakes, **Save and print** for continuing applying the application. Now it generates the Acknowledgement slip, That is application submission report.

11. Now your mobile will receive a message “Your Application is submitted successfully with Appl.No : xxxxx (5 digits) and Payment reference ID is : 99999999 (8 digits)”.
12. Take the printout of this Acknowledgement and pay the test fee by online using SBI Collect. After payment of fee in bank, you will get a mail with all the details submitted by online as a PDF file. You have to take a printout of the same and retain the same until completion of admission. After 24 hours takes the print out of your application form.

Fee paying process:

Click on **Online Payment** Button from left side navigation panel..

Read the instruction and Click check box to proceed payment and click the **proceed** button.

13. After completing fee payment, your mobile will receive a message “**Your Application is submitted successfully with Appl.No : xxxxx with Payment Ref.Id: xxxxxxxx**”.
14. If you want to pay by challan, you have to take a printed copy of the challan and pay the application fee at any branch of **SBI**. After payment of **challan**, the applicant has to wait for **one** working day for getting your application successfully registered after which you will receive application to your registered email.
15. Send the printed copy of application to the DOA and preserve one printed copy with you until your admission process is completed.
16. Online application submission process is completed only after paying the required fee and sends the printed application to DOA center in the university.

Print application

You can get a printed copy of registered application at any time using your **Application No as User ID** and **Date of Birth (DDMMYYYY)** as password using “Print Filled in Application” option. This option is only for the candidates who paid the fee.

***Before filling the SVUCET 2015 Online Application Form,
keep the following mandatory details ready to fill in the appropriate fields :***

The Mandatory details are as follows:

No	Details Required	Document to be referred
1	Credit or Debit card / Net banking login details (If payment is being made through Credit/Debit card by online) (if not online payment, fee can pay later by using SBI generated challan)	Credit Card / Debit Card/ SBI-Collect
2	Qualifying Examination : Month & Year of Passed, Percentage of Marks Scored or Qualifying Examination : Month & Year of Appearing, Hall Ticket No.	Marks Memo of the exam passed or Hall ticket of the examination appearing
3	Date of Birth	Birth Certificate / SSC or Equivalent Document
4	SSC/ X Std : Month & Year of Passed, RollNo	SSC / X Std Marks Memo
5	Local Status (AU or Outside AU Area) certificate for past 7 years (i.e. from 2007 to 2015)	Study Certificate from 9 th to Degree or Certificate issued by MRO with District of living
6	Income of Parents (Income Less than 1 Lakh, Income Between 1 Lakh to 2 Lakhs, Income More than 2 Lakhs)	Income Certificate issued by MRO or competent authority – issued in 2015 For Above 2 Lakhs Certificate is not required
7	Category Certificate (SC / ST /BC Etc.)	The certificate issued by MRO or competent authority
8	Special Category (NCC, PH, Sports, CAP etc)	The certificate issued by competent authority
9	Aadhar Card Number if available	Aadhar Card Issued by Govt. of India
10	Scanned Passport Photo and Signature	Scanned copy of the Photo and Signature (signed on white paper only) Each Image is not more than 150 KB in size.
11	Details of PG – Studied if any	Pass / Marks memo Certificate awarded by the university / institution
12	Mobile No & Email ID Note : <i>All the correspondence is done to Mobile SMS / Email only</i>	Valid Working Mobile Number and Valid Active Email ID Note : <i>Mobile should be accompanied with the applicant while filling the application by on-line.</i>



SVUCET - 2015
SRI VENKATESWARA UNIVERSITY COMMON ENTRANCE TEST
Conducted by
DIRECTORATE OF ADMISSIONS
For Admission into Postgraduate Courses for the Academic year 2015-2016



GUIDELINES TO FILL THE APPLICATION FOR SVUCET - 2015

1. The online application form will be available on the websites <http://www.svudoa.in> from **30.03.2015 - 5.00 p.m. onwards.**

Note: Candidates are advised to take a printout of the prospectus / instructions to fill the application form from the above websites before proceeding to fill the Application form.

2. The online application form can be filled through any computer with internet connection (home/internet café/net center). After **going through the prospectus by keeping all the Certificates, soft copies of Scanned Photo and Scanned Signature.**
3. The payment of registration and processing fee (Rs.400/- + Bank commission per test/Rs.300/- + Bank commission for SC/ST/PH candidates) should be made either by SBI generated challan or by online payment gateway (like credit / debit card/net banking). Bank Charges applicable as per the payment option selected by you.
4. e-Challan is generated after submitting the personal details through **Online payment Link** (Sample Screen is shown below).
5. The fee paid by the applicant is non-refundable.
6. The system generated **Application number** is displayed for future reference.
7. If candidate is unable to view PDF document Adobe Reader (for PDF files) may be downloaded
8. The last date for payment of Challan is 29.04.2015

Online registration:	30-03-2015 to 29-04-2015
Uploading of online Application:	30-03-2015 to 29-04-2015
Last date for submission of printout of online application:	04-05-2015 at 5.00 pm.
Downloading of Hall tickets:	20-05-2015 onwards
Entrance tests:	05-06-2015 to 10-06-2015

Sample screen shots for filling application submission.

Application filling process With screen shots.


1 **Sample Screen shot for Home Page open the website. www.svudoa.in** it will opens the home page is.

The screenshot shows the website's header with the university logo on the left, the text "DIRECTORATE OF ADMISSIONS SRI VENKATESWARA UNIVERSITY TIRUPATI, ANDHRA PRADESH, INDIA" in the center, and contact information (Phone: 0877-2248589, 2289346, E-Mail: director.doa.svu@gmail.com) below. On the right is a portrait of Prof. W. Rajendra, Vice Chancellor. Below the header is a large banner image of the university's entrance gate with the text "SRI VENKATESWARA UNIVERSITY TIRUPATI" overlaid. Underneath the banner is a "NOTIFICATIONS" section with three buttons: "SVUCET-2015", "SVURESET-2015", and "SVUEET-2015".


2. From the above home page click on the **svucet-2015** button for next process. It will display the scree is like this.

The screenshot shows the "SVUCET - 2015 SRI VENKATESWARA UNIVERSITY COMMON ENTRANCE TEST" page. The header includes the university logo, the title "SVUCET - 2015 SRI VENKATESWARA UNIVERSITY COMMON ENTRANCE TEST", and the text "Conducted by DIRECTORATE OF ADMISSIONS For Admission into Postgraduate Courses for the Academic year 2015-2016". On the right is a portrait of Prof. W. Rajendra, Vice Chancellor. Below the header, there are two statistics: "Site Visitors : 253" and "Online Users : 1". On the left is a vertical menu with buttons for "Home", "Instructions to fill Online Application", "Admission Information Brochure", "Registration", "Online Payment", "Print Application", and "Download Hall Ticket". The main content area has a yellow "Information" section with three bullet points: "Information Regarding Admission Schedule For SVUCET-2015", "Click here to view Procedure for applying online application", and "Online Application is available from --****-- at 11:00 am". Below this is a blue section with the text "For Technical Problems Please Contact on following numbers" and two phone numbers: "+91 8125111998, +91 9160666721". At the bottom, it says "For Complaints Regarding Filled in Paid Applications Email: director.doa.svu@gmail.com".

3. The above screen, click on the **Registration** button in the left menu bar, then it will display a form as shown below, This form allow you to fill your details like, personal details, education qualification details and other details. This is Challan registration form.



SVUCET - 2015
SRI VENKATESWARA UNIVERSITY COMMON ENTRANCE TEST
Conducted by
DIRECTORATE OF ADMISSIONS
For Admission into Postgraduate Courses for the Academic year 2015-2016



Prof. W. Rajendra
Vice Chancellor

Site Visitors : 253
Online Users : 1

Home

Instructions to fill Online Application

Admission Information Brochure

Registration

Online Payment

Print Application

Download Hall Ticket

Results & Rank Cards

Course Fee Payment

Challan Registration Form

Qualifying Examination : --Select-- Medium of Study --Select--

Eligible Courses List First Language : --Select--

Second Language : --Select--

Subject1 : --Select--

Subject2 : --Select--

Subject3 : --Select--

Selected Courses:
Selected Tests:
Amount for the Selected Courses:

If you are Unable to find your Subjects in above list, Please [Click Here](#)

Enter Details As per SSC / X Records

Name :

Surname :

Father's / Guardian's Name :

Date of Birth :

Date Format(dd/MM/yyyy) eg. 27/07/1984

Other Personal Details

Mother's Name :

Gender :

Marital Status :

Religion :

Reservation Category :

PH Status : None

Address for Correspondence

House No : Village/Town :

Street : City :

District : State :

Pin Code : Country :

Email Id : Mobile : + 91

Aadhaar Number :

(Optional)

Register & Proceed

4. This is Challan registration form here; enter all your details,

In the Qualifying Examination field select your qualified Degree, in the medium of study, first language, second language select your languages with you are completed in your degree.

Next select your Degree subjects in subject1, subject2, subject3 parts. Next it will displays the list of eligible pg courses for you in the eligible course list. Then select your interested course in the eligible course list box.

SVUCET - 2015

Page 7

And proceed to next to fill the other details.

- If you are unable to find your Group subjects in the above, go to the link 'Click Here' as shown below

If you are Unable to find your Subjects in above list, Please [Click Here](#)

- The above link will display a form as shown below

Subject Request Form

If You Are Unable to find your Subjects, Please Furnish the Following Details

Name :	<input type="text"/>
Email Id :	<input type="text"/>
Mobile :	<input type="text"/>
Qualifying Examination :	<input type="text"/>
Group Subject1 :	<input type="text"/>
Group Subject2 :	<input type="text"/>
Group Subject3 :	<input type="text"/>
First Language :	<input type="text"/>
Second Language :	<input type="text"/>

[Home](#)

- This form allows you to **furnish your required Group subjects**. After submitting this form you have to wait for 24 hours, the Directorate of Admissions (DOA) will check with your requested Group subjects and you will get an alert to your Mobile / email about status of your requested Group subjects.
- If the DOA is willing to allow you, then you will get an alert to your Mobile / Email and then you can Register.

5. Enter the Details as per **SSC / X std Records** and fill up the Other Personal Details

<p style="text-align: center; margin: 0;">Enter Details As per SSC / X std Records</p> <table style="width: 100%; border-collapse: collapse;"><tr><td style="width: 20%;">Name :</td><td><input type="text" value="VENKATA SUBBARAO"/></td></tr><tr><td>Surname :</td><td><input type="text" value="KATTEPOGU"/></td></tr><tr><td>Father's / Guardian's Name :</td><td><input type="text" value="VENKATESWARLU"/></td></tr><tr><td>Date of Birth :</td><td><input type="text" value="25/04/1990"/></td></tr></table> <p style="font-size: small; margin-top: 5px;">Date Format(dd/MM/yyyy) eg. 27/07/1984</p>	Name :	<input type="text" value="VENKATA SUBBARAO"/>	Surname :	<input type="text" value="KATTEPOGU"/>	Father's / Guardian's Name :	<input type="text" value="VENKATESWARLU"/>	Date of Birth :	<input type="text" value="25/04/1990"/>	<p style="text-align: center; margin: 0;">Other Personal Details</p> <table style="width: 100%; border-collapse: collapse;"><tr><td style="width: 20%;">Mother's Name :</td><td><input type="text" value="Sridevi"/></td></tr><tr><td>Gender :</td><td><input type="text" value="Male"/></td></tr><tr><td>Marital Status :</td><td><input type="text" value="Unmarried"/></td></tr><tr><td>Religion :</td><td><input type="text" value="Hindu"/></td></tr><tr><td>Reservation Category :</td><td><input type="text" value="OC"/></td></tr></table>	Mother's Name :	<input type="text" value="Sridevi"/>	Gender :	<input type="text" value="Male"/>	Marital Status :	<input type="text" value="Unmarried"/>	Religion :	<input type="text" value="Hindu"/>	Reservation Category :	<input type="text" value="OC"/>
Name :	<input type="text" value="VENKATA SUBBARAO"/>																		
Surname :	<input type="text" value="KATTEPOGU"/>																		
Father's / Guardian's Name :	<input type="text" value="VENKATESWARLU"/>																		
Date of Birth :	<input type="text" value="25/04/1990"/>																		
Mother's Name :	<input type="text" value="Sridevi"/>																		
Gender :	<input type="text" value="Male"/>																		
Marital Status :	<input type="text" value="Unmarried"/>																		
Religion :	<input type="text" value="Hindu"/>																		
Reservation Category :	<input type="text" value="OC"/>																		

6. Give the valid **Address** for Correspondence

Address for Correspondence	
House No : 15-150	Village/Town : tenali
Street : CHINA RAVURU	City : tenali
District : guntur	State : Andhra Pradesh
Pin Code : 522201	Country : India
Email Id : kvsubbaraocse@gmail.com	Mobile :+ 91 9966361989

7. Please provide the **valid Mobile No** because you will get an SMS with a '**security code**'

Aadhaar Number :
(Optional)

Enter the SecurityCode sent to your MobileNo.
 Not Verified

➤ You have to enter that code here and if it is valid it will display as 'Verified' as shown below. Then only you can proceed for filling application form

Aadhaar Number :
(Optional)

Verified

Register & Proceed

➤ After Verification Mobile no, Then click "**Register & Proceed**" for filling the application with all academic and other details.

8. After click on the **REGISTER & PROCEED** button, next it will display the screen like this as shown below.

The applicant has to upload his/her Photo & Signature in the prescribed format by clicking the browse button in the application form, the applicant has to enter academic details and ssc details and test center name etc.

The next screen is as shown below.



SVUCET - 2015
SRI VENKATESWARA UNIVERSITY COMMON ENTRANCE TEST
 Conducted by
DIRECTORATE OF ADMISSIONS
 For Admission into Postgraduate Courses for the Academic year 2015-2016



Site Visitors : 253

Online Users : 1

- Home
- Instructions to fill Online Application
- Admission Information Brochure
- Registration
- Online Payment
- Print Application
- Download Hall Ticket
- Results & Rank Cards
- Course Fee Payment

SVUPGCET - 2015 :: ACKNOWLEDGEMENT FOR APPLICATION FOR PG COURSES

Candidate Details

1. **Test Code & Name:** 01-Anthropology,02-Aquaculture,08-Computer Science
 2. **Qualifying Examination:** 3-B.Sc.
Sub 1 : Mathematics **Sub 2 :** Physics **Sub 3 :** Chemistry
 2.1 **Selected Courses :**
0101-M.Sc. Anthropology,0201-M.Sc. Aquaculture,0801-M.Sc. Computer Science
 3. **Name of the Applicant**
Surname : RAMI
Name : SRINIVASA RAO
 4. **Name of the Parent/Guardian :** Rama Rao
 5. **Date of Birth :** 11-11-1990
 6. **Gender :** Male
 7. **Reservation Category :** OC
 8. **Religion :** Hindu
 9. **PH Status :** None

Photo



Choose File No file chosen

Upload

Photo Height & Width must be 150px

Signature



Choose File No file chosen

Upload

Signature Height & Width must be 150px

9. Address

H.No & Street : 105, PATTABHI PURAM - MAIN ROAD
Village/Town & Pin : GUNTUR-522001
District : GUNTUR
State : ANDHRA PRADESH
Country : India
Mobile Number : 9966169472
Email Id : sss_gnt@domain.com

10. **Test Centre :** Tirupati
 11. **SSC/ X Details :**
Hall Ticket No.(SSC) : 123456
Month & Year of Passing : May 2005

Annual Income of Parents in (Rs)

- Below One Lakh
- Between one Lakh & two Lakhs
- More than two Lakhs

12. Special Reservation category

Sports : No **NCC :** No
CAP : No **NSS :** No

PH :

13. **Result Status :** Appearing Passed

14. Particulars of Study

If Studying in Distance mode Please enter your Board/University Name in Institution field

Course	Year of Completion	Institution	District
IX Class	2008	Hindu colletge	Chittoor
X Class	2009	svbk	Mahbubnagar
Junior Inter	2010	nri	Mahbubnagar
Senior Inter	2011	nri	Kurnool
1st Year Degree	2012	Hindu colletge	Kurnool
2nd Year Degree	2013	Hindu colletge	Krishna
3rd Year Degree	2014	Hindu colletge	Krishna

Local Area :

15. Whether the applicant has already studied any PG course : Yes No

Bank Name **BranchCode** **Journal No** **Paid Date** **Amount**
 --- --- --- --- 0

DECLARATION

I have carefully gone through the Admission Information Brochure and I am conversant with and shall abide by the eligibility conditions and other regulations to be satisfied for appearing for the entrance test and admission into selected course(s). Further, I assure that I will not Indulge in malpractice or illegal activity in the entrance test. In case, I have furnished any false information or involved in malpractice or illegal activity, I know that, I am liable for criminal action as per the existing law.

I accept the Terms & Conditions.


[Click To Preview](#)

© 2015 All Copy Rights Reserved


From the above screen, the candidates has to verify the previous entered details and now candidates has to entered test center name(10), ssc details(11), special category details(12) and particulars of study details (13), and finally upload photo and signature.

For uploading photo and signature click on the browse button and select photo or signature and click on the upload button. Then they appear in the application as shown in the above screen.

Photo



Signature



- **Upload Passport size Photograph with Signature**
- *After Verification of Mobile no, Then click “continue” for filling the application*

NOTE: You must upload photograph and signature to the correct specified fields. Do not make any mistake in uploading candidate signature and photograph. Photo/Sign should be in “.jpg” format.

1. Candidate must have **scan / soft copy of passport size photograph** “photo.jpg” and signature (Sign on white paper and scan it) as per the sample given below. Maximum **limit is 150 KB for** photograph.
2. Put candidate signature in an area of 2” X 1” on paper with a black ball point pen. Scan that paper. Cut Signature area of 2” X 1” and save it as Signature.jpg”. Maximum size **limit is 150 KB for** Signature.

DIRECTORATE OF ADMISSIONS SRI VENKATESWARA UNIVERSITY, TIRUPATI, A.P.

- Select the **Test Centre** where you are willing to write the exam.
- Enter the **SSC** Roll No, Month & Year of passing.
- Select the **Annual Income of your parents** from given options. (As shown below)

10. Test Centre :	Guntur	Annual Income of Parents in (Rs)
11. SSC/ X std Details :		
Roll No.(SSC) :	123456	
Month & Year of Passing :	Mar 2008	<input checked="" type="radio"/> Below One Lakh <input type="radio"/> Between one Lakh & two Lakhs <input type="radio"/> More than two Lakhs

- Select Special Reservation category from the below Options

12. Special Reservation category			
PH :	None	NCC :	No
CAP :	No	NSS :	No
		Sports :	No

- Select the Degree Result Status (Appearing or Passed). If passed you need to enter the Year of

13. Result Status :	<input checked="" type="radio"/> Appearing <input type="radio"/> Passed
---------------------	---

Passing and % of Marks Secured.

- Enter Period of Study, Institution and District from **IX to 3rd Year Degree**.
- The **Local Area Calculation will be based on the Districts** selected for these 7 Years.

14. Particulars of Study			
If Studying in Distance mode Please enter your Board/University Name in Institution field			
Course	Year of Completion	Institution	District
IX Class :	2008	Hindu colletge	Chittoor
X Class :	2009	svbk	Mahbubnagar
Junior Inter :	2010	nri	Mahbubnagar
Senior Inter :	2011	nri	Kurnool
1st Year Degree :	2012	Hindu colletge	Kurnool
2nd Year Degree :	2013	Hindu colletge	Krishna
3rd Year Degree :	2014	Hindu colletge	Krishna
Local Area :			

- if you already studied any **PG** course Select the Option Yes or else left it as No

15. Whether the applicant has already studied any PG course : Yes No

Course	Period of Study	Institution	District
P.G	2011	JNTUK	KAKINADA

- Read the **DECLARATION** carefully and click **I accept the Terms & Conditions** and Continue for the Preview of your Application.

DECLARATION


I have carefully gone through the Admission Information Brochure and I am conversant with and shall abide by the eligibility conditions and other regulations to be satisfied for appearing for the entrance test and admission into selected course(s). Further, I assure that I will not Indulge in malpractice or illegal activity in the entrance test. In case, I have furnished any false information or involved in malpractice or illegal activity, I know that, I am liable for criminal action as per the existing law.

I accept the Terms & Conditions.

[Click To Preview](#)

@ 2015 All Copy Rights Reserved


9. After entering all the details, read the **Declaration**, and put the tick mark at the give check box I accept the terms and condition box, and next click the **click to preview** button, it will display the **application preview** as like below screen.



SVUCET - 2015

SRI VENKATESWARA UNIVERSITY COMMON ENTRANCE TEST

Conducted by
DIRECTORATE OF ADMISSIONS
For Admission into Postgraduate Courses for the Academic year 2015-2016




Site Visitors : 253
Online Users : 1

[Home](#)
[Instructions to fill Online Application](#)
[Admission Information Brochure](#)
[Registration](#)
[Online Payment](#)
[Print Application](#)
[Download Hall Ticket](#)
[Results & Rank Cards](#)

Application Preview

(Please verify all the contents and Click Save & Print Button)
(Print out of this preview page is not valid)

1. Test Code & Name:	01-Anthropology,02-Aquaculture,08-Computer Science
2. Qualifying Examination:	3-B.Sc.
Sub1 :	Mathematics
Sub3 :	Chemistry
Sub2 :	Physics
3. Name of the Applicant	
Surname :	RAMI
Name :	SRINIVASA RAO
4. Name of the Parent / Guardian	
	Rama Rao




DIRECTORATE OF ADMISSIONS SRI VENKATESWARA UNIVERSITY, TIRUPATI, A.P.

Course Fee Payment

5. Date of Birth : 11-11-1990	6. Gender :Male
7. Category : OC	8. Religion : Hindu
	9. PH Status : None

9. Address :

H.No & Street : 105, PATTABHI PURAM - MAIN ROAD Village/Town & Pin : GUNTUR-522001 District : GUNTUR State : ANDHRA PRADESH Country : India Mobile Number : 9966169472 Email Id : sss_gnt@domain.com	
--	---

10. Test Center : Tirupati	Annual Income of Parents in (Rs)
11. SSC/ X Details :	Below One Lakh
Hall Ticket No.(SSC) : 123456	
Month & Year of Passing : May 2005	

12. Special Reservation category		
PH : Label	NCC : No	Sports : No
CAP : No	NSS : No	

13. Qualifying Examination particulars

Degree Result Status : Appearing	
Year of Passing :	% of Marks Secured :

14. Particulars of Study : Regular

Course	Period of Study	Institution	District
IX Class :	2008	Hindu colletge	Chittoor
X Class :	2009	svbk	Mahbubnagar
Junior Inter :	2010	nri	Mahbubnagar
Senior Inter :	2011	nri	Kurnool
1st Year Degree :	2012	Hindu colletge	Kurnool
2nd Year Degree :	2013	Hindu colletge	Krishna
3rd Year Degree :	2014	Hindu colletge	Krishna
Local Area :	Local		

15. Whether the applicant has already studied any PG course : No

DECLARATION

I have carefully gone through the Admission Information Brochure and I am conversant with and shall abide by the eligibility conditions and other regulations to be satisfied for appearing for the entrance test and admission into selected course(s). Further, I assure that I will not indulge in malpractice or illegal activity in the entrance test. In case, I have furnished any false information or involved in malpractice or illegal activity, I know that, I am liable for criminal action as per the existing law.

BACK - To Edit

Save & Print

@ 2015 All Copy Rights Reserved


This is application preview screen.

If there is any modification you can go to '**Back – To Edit**' button. Application Page will appear, Otherwise you can go to **Save & Print** button. The Application will be saved when you click **Save & Print** button. After Saving the Application you will not be allowed for any other modification.

10. After click on the save and print button, it generates the Acknowledgement slip, that is application submission report, Take the printout of this Acknowledgement slip and pay the test fee by online using SBI Collect

The image of Acknowledgement slip

Take the print out of this acknowledgement slip for further references.

	SRI VENKATESWARA UNIVERSITY, TIRUPATI SVUGCET-2015 APPLICATION SUBMISSION RECEIPT		
Application No :	10022	Payment Ref.ID. :	15543788
Name of the Applicant :	SRINIVASA RAO RAMI		
Address :	105, PATTABHI PURAM, GUNTUR, MAIN ROAD, GUNTUR, GUNTUR, ANDHRA PRADESH, 522001		
Course Name :	0101-M.Sc. Anthropology,0201-M.Sc. Aquaculture,0801-M.Sc. Computer Science		
Test Name :	01-Anthropology,02-Aquaculture,08-Computer Science		
Date of Birth :	11-11-1990		
Mobile No :	9966169472		
Email :	sss_gnt@domain.com		
Amount :	1200.00		
Note: At the time of Online Payment, Please enter Application No, Name, Mobile No, Payment Reference ID and Amount as per above registered details.This Part is to be retained by Candidate until completion of the Admissions.			

Now your mobile will receive a message “**Your Application is submitted successfully with Appl.No : xxxxx. Your Payment Ref.Id : xxxxxxxx**”.

Application filling process is completed; Application submission process is completed only after paying application fee. After paying application fee, wait for 24 hours and take the print out of application,

11. Fee payment process.

Select the **online payment option** from left side menu bar in the Home page.

➤ *You have two ways to proceed for the payment*

1. *By Online Payment.*

2. *By CASH Payment mode after collecting SBI generated challan.*

For any type of payment select the online payment button from the menu button.

After
scre



The screenshot shows the State Bank of India website interface. At the top left is the logo with the text "भारतीय स्टेट बैंक State Bank of India The Banker to Every Indian". At the top right is the "State Bank Collect" logo. Below the header is a navigation bar with "Products & Services" and "Know More". The main banner features a laptop with "PAYMENT ONLINE" on the screen, and the text "STATE BANK COLLECT A MULTI-MODAL PAYMENT PORTAL". The banner also includes icons of a bank building, a globe, and a tree with nodes labeled SBH, SBP, and SBT.

DISCLAIMER CLAUSE

डिस्क्लेमर क्लॉज़ हिंदी में देखने हेतु [यहां क्लिक करें](#).

[Click here](#) to view the disclaimer clause in Hindi.

Terms Used:



DISCLAIMER CLAUSE

© Copyright

]

Select the **check box** and click on the **proceed** Button for continuing fee payment process.

Note: The candidate can use any Bank Card (Debit / Credit) provided his / her Card is a VISA or MASTERCARD or MAESTRO type.

*After entering the correct and mandatory details the web page of **Payment through Credit card /Debit card**, select the card type (VISA or MasterCard or Maestro) mentioned on the card. Be ready with the **Card related details (Card number, Expiry date / From date, Security Code / CVV number etc).***

1. Select State : Andhra Pradesh and Type of Institution : Educational Institutions as given below

The screenshot shows the 'State Bank Collect' interface. At the top, it says 'State Bank Collect' and '25-Mar-2014 [11:00 AM IST]'. Below this is a section titled 'Select State and Type of Corporate / Institution'. It contains two dropdown menus: 'State of Corporate/Institution *' with 'Andhra Pradesh' selected, and 'Type of Corporate/Institution *' with 'Educational Institutions' selected. There is a 'Go' button below the dropdowns. At the bottom of the form, there is a lightbulb icon and a note: 'Mandatory fields are marked with an asterisk (*)' and 'State Bank Collect is a unique service for paying online to educational institutions, temples, charities and/or any other corporates/institutions who maintain their accounts with the Bank.' At the very bottom, there are links for 'Privacy Statement | Disclosure | Terms of Use'.

Select Institutional name : "SVU – DIRECTORATE OF ADMISSIONS" From the list provided

The screenshot shows the 'State Bank Group' interface. At the top, it says 'State Bank Group' and 'Exit'. Below this is a navigation bar with 'State Bank Collect', 'State Bank MOPS', and 'Pay EPFO'. The main content area is titled 'State Bank Collect' and shows '09-Mar-2015 [01:38 PM IST]'. On the left, there is a sidebar with 'State Bank Collect', 'Confirm NEFT Txn', 'Reprint Remittance Form', and 'Payment History'. The main form area is titled 'State Bank Collect' and contains a dropdown menu 'Select from Educational Institutions *' with 'S.V. UNIVERSITY-DIRECTORATE OF ADMISSIONS' selected. There are 'Submit' and 'Back' buttons below the dropdown. At the bottom of the form, there is a lightbulb icon and a note: 'Mandatory fields are marked with an asterisk (*)'. At the very bottom, there are links for 'Privacy Statement | Disclosure | Terms of Use' and a copyright notice '© Copyright OnlineSBI'.

2. Select Payment Category : S.V.UNIVERSITY-DIRECTORATE OF ADMISSIONS

State Bank Group

State Bank Collect State Bank MOPS Pay EPFO

You are here: State Bank Collect > State Bank Collect

State Bank Collect

Confirm NEFT Txn
Reprint Remittance Form
Payment History

State Bank Collect 09-Mar-2015 [01:27 PM IST]

S.V. UNIVERSITY-DIRECTORATE OF ADMISSIONS
DIRECTORATE OF ADMISSIONS, SV UNIVERSITY, , TIRUPATI-517502

Provide details of payment

Select Payment Category * --Select Category--

Mandatory fields are marked with an asterisk (*)
The payment structure document if available will contain detailed instructions about the online payment process.
Date specified(if any) should be in the format of 'ddmmyyy'. Eg., 02082008

© Copyright OnlineSBI Privacy Statement | Disclosure | Terms of Use

3. After selecting Payment Category **SVUCET- 2015 Registration fee**, then screen will display the form like this.

State Bank Group

State Bank Collect State Bank MOPS Pay EPFO

You are here: State Bank Collect > State Bank Collect

State Bank Collect

Confirm NEFT Txn
Reprint Remittance Form
Payment History

State Bank Collect 09-Mar-2015 [01:27 PM IST]

S.V. UNIVERSITY-DIRECTORATE OF ADMISSIONS
DIRECTORATE OF ADMISSIONS, SV UNIVERSITY, , TIRUPATI-517502

Provide details of payment

Select Payment Category * SVU RESET - 2015 -

APPLICATION NO *
APPLICANT NAME *
MOBILE NO *
PAYMENT REF ID *
AMOUNT *

- In case of any clarification, please contact 0863-2346171,2346138
- You will be able to download filled in application after 24 hours of payment. Please retain a copy of payment receipt for future reference

Please enter your Name, Date of Birth & Mobile Number. This is required to reprint your e-receipt / remittance(PAP) form, if the need arises.

Name *

Date of Birth * 


Mobile Number *


Enter the text as shown in the image *

E216E

- ❖ Mandatory fields are marked with an asterisk (*)
- ❖ The payment structure document if available will contain detailed instructions about the online payment process.
- ❖ Date specified(if any) should be in the format of 'ddmmyyyy'. Eg., 02082008

4. After entering the all fields' details press submit button. Then the screen will display details of the applicant as entered in registration process. Check the details and proceed to the next step by filling the other details required. And press submit button


 State Bank Group

State Bank Collect State Bank MOPS Pay EPFO  Exit

You are here: State Bank Collect > [State Bank Collect](#)

State Bank Collect Reprint Remittance Form Payment History

State Bank Collect 30-Mar-2015 [07:07 PM IST]

 **S.V. UNIVERSITY-DIRECTORATE OF ADMISSIONS**
DIRECTORATE OF ADMISSIONS, SV UNIVERSITY, , TIRUPATI-517502

Provide details of payment

Select Payment Category * SVUCET-2015 Registration Fees ▼

Application No. * 10022

Applicant Name * srinivasao

Mobile No. * 9966169472

Payment Ref Id * 15543788

Amount * 1200

Remarks

- In case of any clarification, please contact 8686492092
- You will be able to download filled in application after 24 hours of payment. Please retain a copy of payment receipt for future reference.

Please enter your Name, Date of Birth & Mobile Number. This is required to reprint your e-receipt / remittance(PAP) form, if the need arises.

Name *

Date of Birth *

Mobile Number *

Enter the text as shown in the image *

Mandatory fields are marked with an asterisk (*)
 The payment structure document if available will contain detailed instructions about the online payment process.
 Date specified(if any) should be in the format of 'ddmmyyyy'. Eg., 02082008

5. After verifying the details, press confirm button

You are here: [State Bank Collect](#) > [State Bank Collect](#)

State Bank Collect 30-Mar-2015 [07:11 PM IST]

[Reprint Remittance Form](#)
[Payment History](#)

State Bank Collect

Verify details and confirm this transaction

	Name	S.V. UNIVERSITY-DIRECTORATE OF ADMISSIONS
	Category	SVUCET-2015 Registration Fees
	Application No.	10022
	Applicant Name	srinivasao
	Mobile No.	9966169472
	Payment Ref Id	15543788
	Amount	1200
	Total Amount	INR 1,200.00
	Remarks	svcet application fee.

Please ensure that you are making the payment to the correct payee.

After confirm button selecting, it will display the screen as shown below.

6. Select the type of payment mode: Net banking / SBI Debit Card / Other Bank Debit Card / Any bank Credit Card / Other bank Net-Banking/other payment(this is Challan payment).

The bank charges are displayed on the respective option. Please check and proceed for the payment by selecting the required option



NET BANKING	CARD PAYMENTS
<p>State Bank of India Bank Charges: 11.24</p> <p>State Bank of Bikaner and Jaipur Bank Charges: 10.0</p> <p>State Bank of Hyderabad Bank Charges: 10.0</p> <p>State Bank of Mysore Bank Charges: 10.0</p> <p>State Bank of Patiala Bank Charges: 0.0</p> <p>State Bank of Travancore Bank Charges: 10.0</p> <p>Other Banks Internet Banking Bank Charges: 16.85</p>	<p>This payment mode is not available between 23:30 hours IST and 00:30 hours IST</p> <p>State Bank ATM-cum-Debit Card Bank Charges: Rs 11.24</p> <p>Other Banks Debit Cards Bank Charges: Rs 12.36</p> <p>Credit Cards Bank Charges: Rs 12.36</p>
	OTHER PAYMENT MODES
	<p>SBI BRANCH Bank Charges: Rs 56.0</p> <p>NEFT Bank Charges: Rs 11.24</p>

Select any one of payment option (net banking/card payment) for online payment or select SBI Branch option from other payment modes option for paying through SBI Challan.

If you select other payment modes options, SBI branch options it is display the SBI Challan, as like below image. With this Challan, fee can be pay in any SBI Branches.



Welcome to State Bank of India's Secure Payment Gateway

Dear Customer,
SBI Payment Gateway will secure your payment to **MOPS-SBC-OUR-CARD-DR**.

Select the type of card*

Card Number *
(Please enter your card number without any spaces)

Expiry Date *
(Please enter expiry date provided on your card)

CVV2 / CVC2 Number *
(CVV2 / CVC2 is the three digit security code printed on the back of card)

Name on Card

Purchase Amount **INR 610.0**

Word Verification *



AFTER PRESSING PAY, KINDLY DO NOT REFRESH AND DO NOT PRESS THE BACK BUTTON.

ALL INTERNET BASED TRANSACTIONS USING STATE BANK DEBIT CARDS WOULD NEED A 3D SECURE PASSWORD.

Follow the screens for paying fee on online.

12. HOW TO TAKE PRINT OUT OF FILLED APPLICATION FORM

- After payment of fee you will get an SMS to your registered mobile number and also get an e-mail to registered email-id with complete application details as PDF file after 24 hours. / Applicants can also to visit the website **next working day** to print the application.
- You can get a printed copy of registered application at any time using your Application No as User ID and Date of Birth (DDMMYYYY) as password using, "**Print Filled in Application**" option. This option is only for the candidates who paid the fee. (Example: 02101984 for 02/10/1984) to proceed for the application submission.











Select the print filled application button from left menu bar in the home page. Then it will display the screen like this. Enter the required details and press the submit button.

The screenshot displays the SVUCET-2015 application portal. At the top, there is a purple banner with the university logo on the left, the text "SVUCET - 2015 SRI VENKATESWARA UNIVERSITY COMMON ENTRANCE TEST" in the center, and a portrait of Prof. W. Rajendra, Vice Chancellor, on the right. Below the banner, a grey bar shows "Site Visitors : 253" and "Online Users : 1". On the left side, there is a vertical menu with buttons for "Home", "Instructions to fill Online Application", "Admission Information Brochure", "Registration", "Online Payment", "Print Application", "Download Hall Ticket", and "Results & Rank Cards". The main content area features a "Login for Application Print" form with input fields for "Application No" and "Date of Birth" (with a format example of DD/MM/YYYY), and a "Submit" button. A red note below the form states: "NOTE: You can able to get the complete application print after 24 hours from fee payment only. Applicants who paid the fee and not able to get the print application are requested to submit the details of challan paid with following link. [Click here to submit challan payment details](#)".

The candidate will be allowed to take a copy of printout at any time, but editing / adding information is not allowed once the application is submitted, Sample Printout of Application is given below..

Your submitted application looks like this. Your application submission process is completed automatically after paying the fee. Your application PDF file is generated automatically and it is send to the registered mail id.

Preview of your submitted application form.

 <p>SRI VENKATESWARA UNIVERSITY, TIRUPATI SVUPGCET-2015</p>																																
<p>SVUPGCET - 2015 :: ACKNOWLEDGEMENT FOR APPLICATION FOR PG COURSES</p>																																
<table style="width:100%; border: none;"> <tr> <td style="width:50%; border: none;"> <p>Application No : 50000</p> <p>Name : KRISHNA CHAITANYAKOTHAPALLI</p> <p>Gender : Male</p> <p>Father Name : Jaya Ram</p> <p>DOB : 10-10-1990</p> <p>Address : 105, #4-15-117/4, 8TH LINE, GUNTUR, 522002</p> <p>Town & Dist : GUNTUR, GUNTUR</p> <p>State : ANDHRA PRADESH</p> <p>Mobile No : 8333873777</p> <p>Email Id : santosh.mk38@gmail.com</p> <p>Reservation Category : BC-A</p> <p>Religion : Hindu</p> <p>PH : : None NCC : : No Sports : : No CAP : : No NSS : : No</p> </td> <td style="width:50%; border: none;"> <p>Test Name : 02-Aquaculture</p> <p>Test Centre : Tirupati</p> <div style="text-align: center;">  </div> <div style="border: 1px solid black; width: 100%; height: 100%; margin-top: 5px;"> <p style="text-align: center;">Paste Your Recent Passport size Photo</p> </div> <p style="text-align: center;">Local Area : Local</p> </td> </tr> </table>	<p>Application No : 50000</p> <p>Name : KRISHNA CHAITANYAKOTHAPALLI</p> <p>Gender : Male</p> <p>Father Name : Jaya Ram</p> <p>DOB : 10-10-1990</p> <p>Address : 105, #4-15-117/4, 8TH LINE, GUNTUR, 522002</p> <p>Town & Dist : GUNTUR, GUNTUR</p> <p>State : ANDHRA PRADESH</p> <p>Mobile No : 8333873777</p> <p>Email Id : santosh.mk38@gmail.com</p> <p>Reservation Category : BC-A</p> <p>Religion : Hindu</p> <p>PH : : None NCC : : No Sports : : No CAP : : No NSS : : No</p>	<p>Test Name : 02-Aquaculture</p> <p>Test Centre : Tirupati</p> <div style="text-align: center;">  </div> <div style="border: 1px solid black; width: 100%; height: 100%; margin-top: 5px;"> <p style="text-align: center;">Paste Your Recent Passport size Photo</p> </div> <p style="text-align: center;">Local Area : Local</p>																														
<p>Application No : 50000</p> <p>Name : KRISHNA CHAITANYAKOTHAPALLI</p> <p>Gender : Male</p> <p>Father Name : Jaya Ram</p> <p>DOB : 10-10-1990</p> <p>Address : 105, #4-15-117/4, 8TH LINE, GUNTUR, 522002</p> <p>Town & Dist : GUNTUR, GUNTUR</p> <p>State : ANDHRA PRADESH</p> <p>Mobile No : 8333873777</p> <p>Email Id : santosh.mk38@gmail.com</p> <p>Reservation Category : BC-A</p> <p>Religion : Hindu</p> <p>PH : : None NCC : : No Sports : : No CAP : : No NSS : : No</p>	<p>Test Name : 02-Aquaculture</p> <p>Test Centre : Tirupati</p> <div style="text-align: center;">  </div> <div style="border: 1px solid black; width: 100%; height: 100%; margin-top: 5px;"> <p style="text-align: center;">Paste Your Recent Passport size Photo</p> </div> <p style="text-align: center;">Local Area : Local</p>																															
<table border="1" style="width:100%; border-collapse: collapse;"> <tr> <td style="width:33%;">SSC Details</td> <td style="width:33%;">Roll No :1152200</td> <td style="width:33%;">Month & Year of Passing :May - 2006</td> </tr> </table>	SSC Details	Roll No :1152200	Month & Year of Passing :May - 2006																													
SSC Details	Roll No :1152200	Month & Year of Passing :May - 2006																														
<table border="1" style="width:100%; border-collapse: collapse;"> <tr> <td style="width:50%;"> <p>Qualifying Examination Particulars : Appearing</p> <p>a) Degree : 3-B.Sc.</p> <p>b) First Language : English</p> <p>c) Second Language : Telugu</p> </td> <td style="width:50%;"> <p>d) Group subjects</p> <p>Subject 1 : Chemistry</p> <p>Subject 2 : Mathematics</p> <p>Subject 3 : Physics</p> </td> </tr> </table>	<p>Qualifying Examination Particulars : Appearing</p> <p>a) Degree : 3-B.Sc.</p> <p>b) First Language : English</p> <p>c) Second Language : Telugu</p>	<p>d) Group subjects</p> <p>Subject 1 : Chemistry</p> <p>Subject 2 : Mathematics</p> <p>Subject 3 : Physics</p>																														
<p>Qualifying Examination Particulars : Appearing</p> <p>a) Degree : 3-B.Sc.</p> <p>b) First Language : English</p> <p>c) Second Language : Telugu</p>	<p>d) Group subjects</p> <p>Subject 1 : Chemistry</p> <p>Subject 2 : Mathematics</p> <p>Subject 3 : Physics</p>																															
<p>Selected Courses :</p> <p>0201-M.Sc. Aquaculture</p>																																
<p>Particulars of study : Regular</p> <table border="1" style="width:100%; border-collapse: collapse;"> <thead> <tr> <th>Course</th> <th>Period of Study</th> <th>Institution</th> <th>District</th> </tr> </thead> <tbody> <tr> <td>IX Class</td> <td>2005</td> <td>St.Laurel's</td> <td>Anantapur</td> </tr> <tr> <td>X Class</td> <td>2006</td> <td>St.Laurel's</td> <td>Anantapur</td> </tr> <tr> <td>Junior Inter</td> <td>2007</td> <td>Nalanda</td> <td>Anantapur</td> </tr> <tr> <td>Senior Inter</td> <td>2008</td> <td>Nalanda</td> <td>Anantapur</td> </tr> <tr> <td>1st Year Degree</td> <td>2008</td> <td>Vignan</td> <td>Anantapur</td> </tr> <tr> <td>2nd Year Degree</td> <td>2010</td> <td>Vignan</td> <td>Anantapur</td> </tr> <tr> <td>3rd Year Degree</td> <td>2011</td> <td>Vignan</td> <td>Anantapur</td> </tr> </tbody> </table>	Course	Period of Study	Institution	District	IX Class	2005	St.Laurel's	Anantapur	X Class	2006	St.Laurel's	Anantapur	Junior Inter	2007	Nalanda	Anantapur	Senior Inter	2008	Nalanda	Anantapur	1st Year Degree	2008	Vignan	Anantapur	2nd Year Degree	2010	Vignan	Anantapur	3rd Year Degree	2011	Vignan	Anantapur
Course	Period of Study	Institution	District																													
IX Class	2005	St.Laurel's	Anantapur																													
X Class	2006	St.Laurel's	Anantapur																													
Junior Inter	2007	Nalanda	Anantapur																													
Senior Inter	2008	Nalanda	Anantapur																													
1st Year Degree	2008	Vignan	Anantapur																													
2nd Year Degree	2010	Vignan	Anantapur																													
3rd Year Degree	2011	Vignan	Anantapur																													
<table border="1" style="width:100%; border-collapse: collapse;"> <tr> <td colspan="5">Challan Details</td> </tr> <tr> <th style="width:25%;">Bank Name</th> <th style="width:25%;">BranchCode</th> <th style="width:25%;">Journal No</th> <th style="width:25%;">Paid Date</th> <th style="width:20%;">Amount</th> </tr> <tr> <td></td> <td></td> <td></td> <td></td> <td style="text-align: right;">400.00</td> </tr> </table>	Challan Details					Bank Name	BranchCode	Journal No	Paid Date	Amount					400.00																	
Challan Details																																
Bank Name	BranchCode	Journal No	Paid Date	Amount																												
				400.00																												
<p>Declaration : I have carefully gone through the Admission Information Brochure and I am conversant with and shall abide by the eligibility conditions and other regulations to be satisfied for appearing for the entrance test and admission into selected course(s). Further, I assure that I will not indulge in malpractice or illegal activity in the entrance test. In case, I have furnished any false information or involved in malpractice or illegal activity, I know that, I am liable for criminal action as per the existing law.</p>																																
<table border="1" style="width:100%; border-collapse: collapse;"> <tr> <td style="width:30%;"> <p>Place : GUNTUR</p> <p>Date : 31-Mar-2015</p>  </td> <td style="width:40%; text-align: center;">  </td> <td style="width:30%; text-align: center;"> <p>Signature of the Candidate</p> </td> </tr> </table>	<p>Place : GUNTUR</p> <p>Date : 31-Mar-2015</p> 		<p>Signature of the Candidate</p>																													
<p>Place : GUNTUR</p> <p>Date : 31-Mar-2015</p> 		<p>Signature of the Candidate</p>																														
<p>@2015. All Copyrights Reserved by SRI VENKATESWARA UNIVERSITY, TIRUPATI.</p>																																

Important Note :

- *Read the instruction before filling the application*
- *Fill the application with accurate details*
- *Pay the fee through online payment.*
- *If fee payment is not through online, pay the fee through by selecting other payment option in the payment mode section, select the SBI branch option, it generates the SBI CHALLANA to pay the fee at any SBI Branch. Print out of your application form is generated after paying the application fee (online payment / SBI challana).*
- *If you won't get the SMS or Email, your application is not submitted successfully. Please contact help-line for the details after 24 hours of paying the fee. .*
- *Online Application is available from 30-03-2015.*
- *Application fee Rs 400/-(300/ for SC/ST/PH Candidates) should be paid through SBI I-Collect Online using Net banking, Debit card, Credit card of any bank after filling the application.*
- *Last date for Challan payment 29-04-2015*
- *Last date for submission of print filled application 04-05-15 at 5pm*
- *Downloading of Hall tickets : 20-05-2015 onwards*
- *Entrance tests : 05-06-2015 to 10-06-2015*
- *The copy of the filled in application with necessary certificates should be submitted either in person or sent by registered post so as to reach on or before 04-05-2015 @ 5.00 pm. to the following address:*

**THE DIRECTOR
SVUCET-2015
DIRECTORATE OF ADMISSIONS,
FIRST FLOOR, SBI BUILDING
S.V. UNIVERSITY, TIRUPATI – 517 502**

Incomplete applications will be rejected. Applications received after the specified date will be Summarily rejected and the cost of application will not be refunded. The Director is not responsible for any postal delay or loss in postal transit

For Clarification on regulations and eligibility rules contact

0877 - 2248589, 2289346.

On working days between 10.00 am and 05.00 P.M