

CENTRAL INSTITUTE OF PLASTICS ENGINEERING & TECHNOLOGY

JEE - 2015

Online Application Instructions

Home:



CENTRAL INSTITUTE OF PLASTICS ENGINEERING & TECHNOLOGY
JEE - 2015

Helpline No : **044 - 24501036**
Email : **cipetjee15@gmail.com**
Timing : 10: 00 am to 05:00 pm
(Except Sunday and Government Holidays)

HOME PROSPECTUS INSTRUCTIONS CENTRES IMPORTANT DATES APPLICATION FEES DETAILS HOW TO APPLY



[CLICK HERE FOR REGISTRATION](#)

[CLICK HERE FOR LOGIN](#)

Click here for the registration or to apply as a new applicant

If already registered click here to login to complete your application

Welcome To CIPET

Central Institute of Plastics Engineering & Technology (CIPET) was established in 1968 by Government of India with United Nations Development Programme (UNDP) assistance at Chennai. The main objective of setting up of the institute was to develop manpower in different disciplines of Plastics Engineering & Technology as no similar institute was in existence in the country. International Labour Organization (ILO) served as the executing agency. During the initial project period between 1968 and 1973, the institute achieved the targets envisaged and was rated as one of the most successful UNDP projects implemented worldwide. Today CIPET is a premier national institution under the aegis of the Ministry of Chemicals & Fertilizers, Govt. of India fully devoted to Academic, Technology Support Services and Research & Development (ATR). CIPET operates on hub & spokes model with 23 locations - 5 High Learning Centres, 11 Other Learning Centres, 3 Specialized Units, 2 R & D Wings, 1 Vocational Training Centre, 1 Petrochemical Data Services spread across the length & breadth of the country catering to the needs of Polymer and allied industries

CIPET stands tall not only as a premier institute in the country but also emerged as a global institution renowned for its research & development process and high quality training in the field of plastics. CIPET has been accredited with ISO 9001:2008 QMS, ISO/IEC - 17025, ISO/IEC - 17020 certification on Design, Development and Conduct of specialized training courses in Plastics Engineering & Technology and rendering technical /consultancy services in design, tooling, plastics processing & testing to the plastics & allied industry. Besides, ATR activities, CIPET also plays pivotal role in developing employment opportunities especially for youth, self-employment and entrepreneur development through various skill development training programs.

Headquartered in Chennai, CIPET has centres at Ahmedabad, Amritsar, Aurangabad, Bhopal, Bhubaneswar, Chennai, Guwahati, Hyderabad, Hajipur, Haldia, Imphal, Jaipur, Kochi, Lucknow, Mysore and Murthal. All the 16 state-of-the-art centers are equipped with excellent infrastructure facilities in the areas of Design, CAD/CAM/CAE, Tooling & Mould Manufacturing, Plastics processing, Testing and Quality Assurance with plan fund support from Government of India. The infrastructure facilities in terms machineries, equipments and technology are continuously upgraded and modernized in tune with the global plastics industry.

CIPET renders Technology Support Service in the areas of design, tooling, plastics processing and testing and quality assurance in India and abroad. CIPET has been in the forefront of strengthening the technological capabilities and has been constantly building capacities and leveraging its expertise, caliber and skill sets to meet the emerging and evolving needs of the industries.

CIPET works in close junction with industries to implement its initiatives in the areas of Polymer and allied industries in accordance with the environmental policies of the country. CIPET's sustained efforts in creating awareness on environmental issues towards plastics and plastics waste management has been well received by the industry.

(c) 2015 CIPET. All rights reserved [TERMS & CONDITIONS](#) Design & Developed by : TRS Forms & Services Pvt Ltd

<Home Screen>

Instructions:

INSTRUCTIONS

Online Registration Process - CIPET JEE 2015

- Create your Application Account carefully and provide complete and accurate information.
- Complete your registration form as directed.
- Provide your mobile number, Email Address to which your Application number, UserName and Password will be sent by SMS & Email.
- All fields marked with an asterisk are mandatory.
- The candidate will be asked to log-in for the online application process using the User Name and Password given at the time of registration.
- Please ensure that your User Name and Password are kept protected to prevent any misuse.

DECLARATION

I have read the prospectus and instructions

9244

[Show another code](#)

Type the code shown:

Proceed

After reading the prospectus and instructions click the check box, it will display the Captcha code and enable the "Proceed" button. Enter Captcha code displaying on the image and click "Proceed" to continue. It will navigate you to the "Registration" page

< Instructions Screen >

Registration:

The screenshot shows the online registration interface for CIPET JEE 2015. At the top, there is a logo for CIPET and the text 'CENTRAL INSTITUTE OF PLASTICS ENGINEERING & TECHNOLOGY JEE 2015'. Below this, a banner reads 'Online Registration Process - CIPET JEE 2015'. The main heading is 'REGISTRATION'. A red asterisk indicates that the following fields are mandatory. The form includes a notification section for 'CIPET JEE 2015' and seven numbered fields: 01. Name (as given in School Record) (in CAPITAL LETTERS) * with a text input field; 02. Date of Birth * with a date picker; 03. Mobile No * with a text input field and a note '(Should be in 10 Characters)'; 04. Email Id * with a text input field and an example 'Ex,yourmail@gmail.com'; 05. User Name * with a text input field and a note 'User Name will be used as your Login Purpose'; 06. Password * with a text input field and a note 'At-least one Numeric or a Special Character and the length should be 8 to 20'; 07. Confirm Password * with a text input field. At the bottom, there are 'Register' and 'Clear' buttons.

Click "Register" after entering the valid mandatory details. Enter valid mobile number and email id to receive Username and Password details. Clicking on "Clear" button will reset or clear all the entered details. After the successful registration you will be redirected to "Login" page

<Registration Screen>

Login:



CENTRAL INSTITUTE OF PLASTICS
ENGINEERING & TECHNOLOGY JEE - 2015

Login

Successfully Registered...Login Now

Username:

Password:

Login Reset

[ForgotPassword](#) [Register](#)

After entering registered Username and Password which is received through Email and SMS, click "Login". After successful login it will go to the "My Application" page

Click "Forgot Password" to your forgotten password

Click "Register" to register as a new applicant. It will redirect you to the "Registration" page

<Login Screen>


My Application:

Click "Change Password" to change your existing password to new password

Click "Logout" to exit the application


Welcome ilango!

[Change Password](#) | [Logout](#)



CENTRAL INSTITUTE OF PLASTICS ENGINEERING & TECHNOLOGY
JEE 2015

MY APPLICATION

Photo & Signature	Candidate Details	
	Application No	60028
	Applicant Name	ILANGO VAN
	Date of Birth	01 Jan 2000
	Mobile No	9789324841
	E-Mail ID	trsforms5@gmail.com
	Last Visited Details	Last Visited Page: Registration ,Date: 11 Apr 2015

(Please click here to enter your Personal Details)

Personal Details

Upload Images

Payment

Generate Application

Click "Update" to update the Personal Details. Once you complete the Personal Details, Upload Images will be enabled.


Transferring data from cipetonline.com...

Site best viewed in IE 8, IE 9, Google Chrome and Firefox

<My Application Screen>

Personal Details:

Welcome ilango
Change Password | Logout

 **CENTRAL INSTITUTE OF PLASTICS ENGINEERING & TECHNOLOGY**
JEE 2015

Online Registration Process - CIPET JEE 2015

Kindly go through the instructions before filling the Online Application.
Wrong entry of data will lead to cancellation of Application.
Please enter your Personal Details and Educational Details. All fields marked with an "*" asterisk are mandatory and have to be filled.

PERSONAL DETAILS

01. Applicant Name (as given in School Record) *

02. Course Applied for *

03. Gender * Male Female

04a. Community *
WCL - Non - Creamy Layer candidates whose annual parental income is less than Rs. 6 Lakhs.

04b. Category (Physically Challenged / Handicapped) Yes No

05. Date of Birth *

06a. Whether Candidate belongs to North East Region * Yes No

06b. Candidate belongs to State / Union Territory *

07. Civic Status of Native Place * Village Town City

08. Nationality * Indian Others

09a. Address *

09b. City *

09c. State *

09d. Pincode *

09e. STD

09f. Phone No

10. Email Id *

QUALIFICATION DETAILS

11. Entry Qualification * Passed Appeared/Appearing

APPLICABLE FOR COURSE M.SC.TECH(5 years Integrated Program)

10+2(Academic Stream or Equivalent) * Yes No

OTHER DETAILS

12. Occupation of Father / Guardian *

13. Annual Parent Income * Up to Rs. 6,00,000 Rs. 6,00,001 and above

14. Mobile No *

15. Option of JEE Centre *

16. Indicate the Order of Preference for Admission in Terms of State Zone / Non - State Zone *
First Preference Second Preference

17. How did you Come to know about CIPET Courses

18. Father's / Guardian's Name (in CAPITAL LETTERS) *

19. Mother's Name (in CAPITAL LETTERS) *

20. FEES AMOUNT * **RS : 250.00**

Click "Submit" after giving all the mandatory details. Here the payment will not be available only for the candidates of North Fast Regions

Click "My Application" to go to the My Application page

<Personal Details Screen>

Personal Details Preview:

PREVIEW - PERSONAL DETAILS CONFIRMATION					
01. Applicant Name (as given in School Record)	ILANGO VAN				
02. Course Applied for	M.Sc. Tech				
03. Gender	Male				
04a. Community	GE				
04b. Category (Physically Challenged / Handicapped)	No				
05. Date of Birth	05-Jan-2000				
06a. Whether Candidate belongs to North East Region	No				
06b. Candidate belongs to State / Union Territory	Bihar				
07. Civic Status of Native Place	Village				
08. Nationality	Indian				
09a. Address	xxxxxxx				
09bb. City	xxxxxxxxxx				
09c. State	Andhra Pradesh				
09d. Pincode	600000				
09e. STD	NIL				
09f. Phone No	NIL				
10. Email Id	trsforms4@gmail.com				
QUALIFICATION DETAILS					
11. Entry Qualification	Appeared/Appearing				
APPLICABLE FOR COURSE M.SC.TECH.(5 years Integrated Program)					
a. 10+2(Academic Stream or Equivalent)	Yes				
b. Maths	Maximum Mark	NIL		Obtained Mark	NIL
c. Physics	Maximum Mark	NIL		Obtained Mark	NIL
d. Chemistry	Maximum Mark	NIL		Obtained Mark	NIL
e. Overall A+B+C	Maximum Mark	NIL		Obtained Mark	NIL
OTHER DETAILS					
12. Occupation of Father / Guardian	Medical Service				
13. Annual Parent Income	Rs. 6,00,001 and above				
14. Mobile No	8956326598				
15. Option of JEE Centre	Ahmedabad				
16. Indicate the Order of Preference for Admission in Terms of State Zone / Non - State Zone	First Preference	State Zone(SZ)	Second Preference	Non State Zone(NZ)	
17. How did you Come to know about CIPET Courses	Website				
18. Father's / Guardian's Name (in CAPITAL LETTERS)	DAD				
19. Mother's Name (in CAPITAL LETTERS)	MOM				
20. FEES AMOUNT	RS: 250.00				
	<input type="button" value="Save"/>	<input type="button" value="Edit"/>			

Click "Save" if the details correct. If you want to edit the details, click "Edit"

<Personal Details Preview>

Upload Images:

Welcome gbalu1968

Change Password | Logout

CENTRAL INSTITUTE OF PLASTICS ENGINEERING & TECHNOLOGY
JEE 2015

Online Registration Process - CIPET JEE 2015

Upload Images of Online Registration Process to CIPET JEE 2015.

Please Upload your scanned passport size photograph, Signature images.

All the images are mandatory. The image properties should be as follows.

- Photo - 400 X 400 pixels, Size 200 kb
- Signature - 400 x 200 pixels, Size 200 kb

Valid image formats are jpg, jpeg and png. You cannot add other formats.

After successful completion of image upload Go to My Application to proceed further.

UPLOAD IMAGES

01. Photo *

(Width and Height should be less than 400 x 400 pixels)
Allowed Extensions: jpg, jpeg and png

02. Signature *

(Width and Height should be less than 400 x 200 pixels)
Allowed Extensions: jpg, jpeg and png

Photo Signature

I agree to abide by the rules and regulations governing the examination and as contained in the prospectus.

Google Chrome and Firefox

Click "Browse" button to choose the valid image file to upload

Click "Upload" button to upload the selected image

Preview panel of the uploaded images

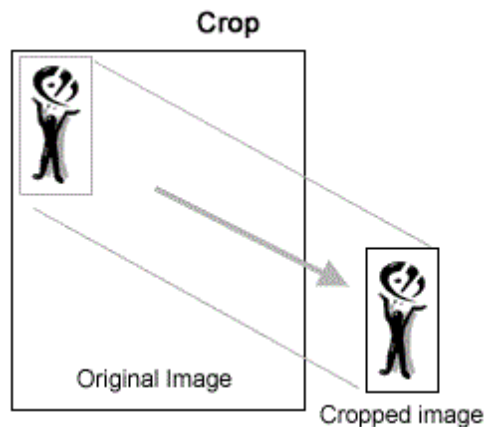
Click "Crop" to crop the uploaded images

Click "Submit" after uploading the valid images

<Upload Images Screen>

Crop an Image:

Cropping an image allows you to cut out any portion of the image you don't like or make an image smaller. This document contains the steps performed to crop an image in the online application. Below given is a visual example of a large image, such as an image scanned into the computer, being cropped to a smaller image.



It is not possible to “uncrop” a cropped image, unless the original image still exists, or undoes information exists: if an image is cropped and saved (without undo information), it cannot be recovered without the original.

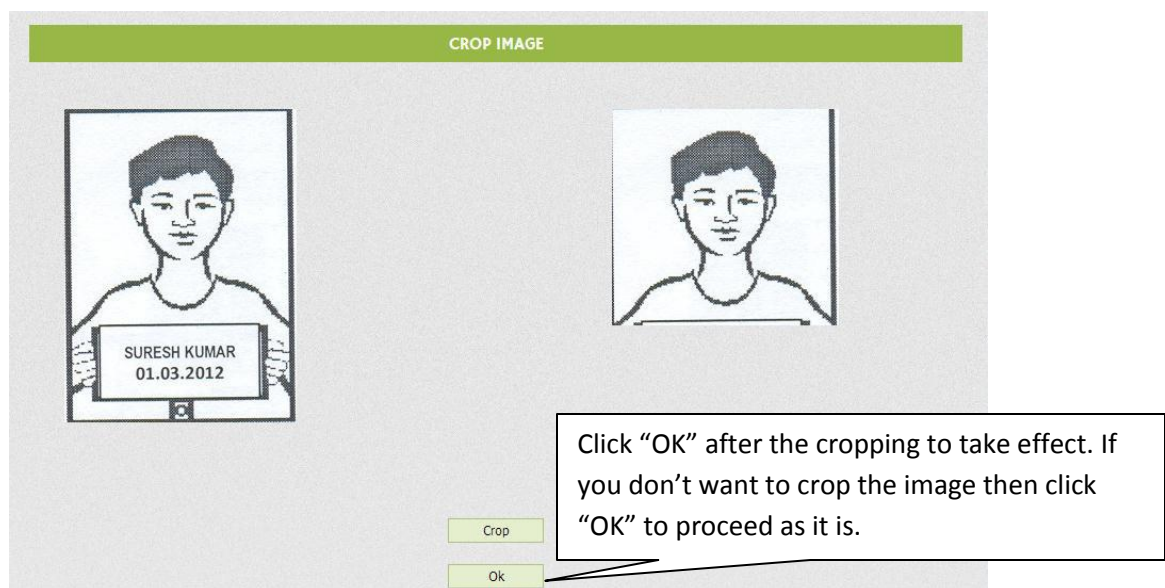
STEPS TO DO

Select a Region to Crop:



There are many reasons to crop an image; for example, fitting an image to fill a frame, removing a portion of the background to emphasize the subject, etc. Click on one corner of the desired crop area and drag your mouse to create the crop rectangle. You don't have to be accurate as you can change the exact shape of the rectangle later.

Example Image for Cropping:



Upload Images Preview:



Header x

UPLOAD IMAGES

Photo and Signature must be clearly visible to candidate.

If Photo and Signature images are coming small or not visible in preview, use "Edit Option".

If the Photo and Signature is not of the prescribed size the application will be rejected.

Photo	Signature
	
<input type="button" value="Save & Proceed"/>	<input type="button" value="Edit"/>

Click "Save & Proceed" to save the images. If you want Re-Upload or Edit the Images, click "Edit"

<Upload Images Preview>

My Application after Personal Details and Upload Images:

Welcome gbalu1968

Change Password | Logout

CENTRAL INSTITUTE OF PLASTICS ENGINEERING & TECHNOLOGY
JEE 2015

MY APPLICATION

Photo & Signature	Candidate Details	
 	Application No	50001
	Applicant Name	G BALASUBRAMANIAN
	Date of Birth	04 Mar 1998
	Mobile No	9884424201
	E-Mail ID	gbaluchennai@gmail.com
	Last Visited Details	Last Visited Page: Registration ,Date: 11 Apr 2015

(Please click here to enter your Personal Details)

Personal Details

Upload Images

Payment

Generate Application

Click "Edit" if you want to edit the Personal

Click "Edit" if you want to edit the Upload Images

Click "Pay" to pay the fee through online. It will navigate you to the Online Payment Gateway. Payment option is only for Non-North East Region candidates

Site best viewed in IE 8, IE 9, Google Chrome and Firefox

<My Application Screen>

Payment:

If you want pay through internet banking, click "Internet Banking" tab. Else click "Debit Cards else Credit Card..."

Payment Gateway Screen

Navigation tabs: Credit Card, Debit Card, Debit Card + ATM PIN, Internet Banking

Pay by Credit Card

Logos: VISA, MasterCard

Merchant Name: Central Institute of Plastics Engineering & Technology

Payment Amount: ₹ 250.00

Card Number: Enter card number

Expiration Date: Month, Year

CVV/ CVC: [Input field]

Card Holder Name: Enter card holder name

Buttons: Make Payment, Cancel

Powered by BillDesk

<Payment Gateway Screen>

My Application – Generate Application:

Welcome gbalu1968

Change Password | Logout

 **CENTRAL INSTITUTE OF PLASTICS ENGINEERING & TECHNOLOGY**
JEE 2015

MY APPLICATION

Photo & Signature	Candidate Details		
 	Application No	50001	
	Applicant Name	G BALASUBRAMANIAN	
	Date of Birth	04 Mar 1998	
	Mobile No	9884424201	
	E-Mail ID	gbaluchennai@gmail.com	
	Last Visited Details	Last Visited Page: Registration ,Date: 11 Apr 2015	
	(Please click here to enter your Personal Details)		

Personal Details

Upload Images

Payment

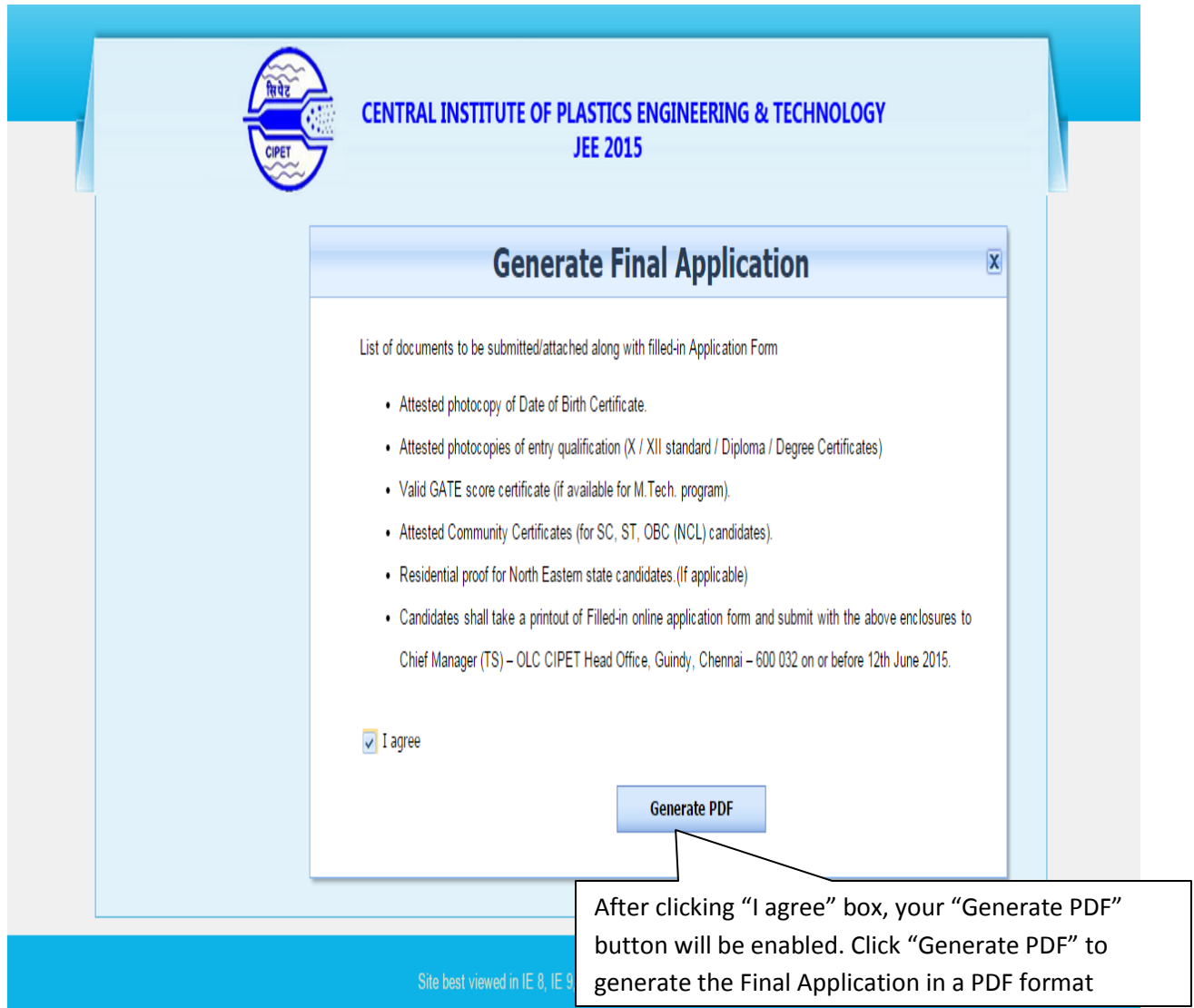
Generate Application


Site: [http://www.cipet.ac.in](#)

After completing all the process, "Generate Application" will be enabled. You can generate the Final application by clicking "Generate application"

< My Application – Generate Application >

Generate Final Application:



 **CENTRAL INSTITUTE OF PLASTICS ENGINEERING & TECHNOLOGY**
JEE 2015

Generate Final Application

List of documents to be submitted/attached along with filled-in Application Form

- Attested photocopy of Date of Birth Certificate.
- Attested photocopies of entry qualification (X / XII standard / Diploma / Degree Certificates)
- Valid GATE score certificate (if available for M.Tech. program).
- Attested Community Certificates (for SC, ST, OBC (NCL) candidates).
- Residential proof for North Eastern state candidates.(If applicable)
- Candidates shall take a printout of Filled-in online application form and submit with the above enclosures to
Chief Manager (TS) – OLC CIPET Head Office, Guindy, Chennai – 600 032 on or before 12th June 2015.

I agree

[Generate PDF](#)

After clicking “I agree” box, your “Generate PDF” button will be enabled. Click “Generate PDF” to generate the Final Application in a PDF format

Site best viewed in IE 8, IE 9

< Generate Final Application >

Final Application in a PDF format:



CENTRAL INSTITUTE OF PLASTICS ENGINEERING & TECHNOLOGY
JEE - 2015

Online Application Number : 50001

01. Applicant Name (as given in School Record) : G BALASUBRAMANIAN
02. Course Applied for : PGD - PPT
03. Gender : Male
04a. Community : SC
04b. Category (Physically Challenged / Handicapped) : No
05. Date of Birth : 04 Mar 1998
06a. Whether Candidate belongs to North East Region : No
06b. Candidate belongs to State / Union Territory : Tamil Nadu
07. Civic Status of Native Place : City
08. Nationality : Indian
09a. Address : no 11 new colony second streetadambakkam
09b. City : chennai
09c. State : Tamil Nadu
09d. Pincode : 600088
09e. STD : NIL
09f. Phone No : NIL
10. Email Id : gbaluchennai@gmail.com



QUALIFICATION DETAILS

11. Entry Qualification : Passed
(A) APPLICABLE FOR COURSE PGD - PPT
a. Name of Exam Passed : B.Sc (3 Years)
b. Discipline : Chemistry (one of the Subjects)
c. Year of Passing / Appeared / Appearing : 2015
d. Overall Percentage of Marks : 80

OTHER DETAILS

12. Occupation of Father / Guardian : Agriculture
13. Annual Parent Income : Up to Rs. 6,00,000
14. Option of JEE Examination Centre : Chennai
15. Mobile No : 9884424201
16. Indicate the Order of Preference for Admission in Terms of State Zone : First Preference: : State Zone(SZ) Second Preference: State Zone(SZ)
17. How did you Come to know about CIPET Courses : Paper Advertisement
18. Father's / Guardian's Name : S GANAPATHY
19. Mother's Name : G JANAKI

PAYMENT DETAILS

20. Amount : 50
21. Payment Date : 11-Apr-2015 04:42:11 PM
22. Bank : SBI
23. PaymentChoice : Netbanking

Declaration

I hereby declare that I have read and understood the Admission regulations and instructions for filling up the application form and shall abide by it.

In the event of any information furnished above is false, my admission is liable to be cancelled.

Note : Candidates shall take a printout of Filled-in online application form and submit with the above enclosures to Chief Manager (TS) - OLC CIPET Head Office, Guindy, Chennai - 600 032 on or before 12th June 2015.

Date : 13-Apr-2015 06:09:42 PM

IP : 61.8.146.178

Applicant Signature

< Final Application in a PDF format Screen >